



# AGRA CLUB LTD.

191, THE MALL, AGRA CANTT - 282 001

Ph. : 0562 - 2226579, 2970606

Email : [club.agra@yahoo.co.in](mailto:club.agra@yahoo.co.in) • Web : [www.agraclub.com](http://www.agraclub.com)




## 2025

## ANNUAL REPORT & BALANCE SHEET


## MANAGING COMMITTEE



**Air Cmde S K Gupta, VM**  
President



**Dr Kaushal N Sharma**  
Hony Secretary



**Wg Cdr Vikas Yadav**  
Jt Hony Secretary / Director Bar



**Col Dharmendra Singh**  
Director Entertainment



**Lt Col Karan Bir Sahi**  
Director Library & Garden




**Sqn Ldr Meenakshi Shekhawat**  
Director Finance



**Prashant Tiwari, PCS**  
Director Planning and  
Development



**Sh. Anil Magan**  
Director Property



**Sh. Sandeep Kochher**  
Director Kitchen



**Dr. Anupam Gupta**  
Director Sports

## BALLOTING COMMITTEE

**Wg Cdr Amrinder Singh, Major Sandeep Kumar, Sqn Ldr Preetam Sangwan  
Dr Rajeev Gupta, Mr. Sanjeev Sharma, Mr. Yash Mehta**

## AUDITORS

### EXTERNAL AUDITOR

**CA NITESH GUPTA**  
**M/s Vinod Kumar Gupta & Associates**  
Chartered Accountant  
Block No. 31/F/9, Opp LIC Building,  
Sanjay Place, Agra - 282002

### INTERNAL AUDITOR

**CA MANISH GOYAL**  
**M/S MANISH GOYAL & CO.**  
F-6, First Floor, Friends Trade Centre,  
66, Nehru Nagar, Agra



**AGRA CLUB LIMITED**  
**CIN – U91990UP1965NPL000130**  
**REGD. OFFICE – 191, THE MALL, AGRA CANTT – 282001 (INDIA)**

**NOTICE**

The Agra Club Ltd. cordially invites all esteemed members to the **Annual General Meeting (AGM)** to be held on **Friday, 19th September 2025**, at **4:00 PM**, at the **Registered Office**. The meeting is convened to reflect on the achievements of the past year, deliberate on crucial matters of governance, and engage in collective decision-making for the future of the Club.

The following business will be transacted at the meeting :-

**ORDINARY BUSINESS**

1. To confirm the minutes of the last AGM held on **25th September 2024**.
2. To receive and adopt the **Director's Report**, the **Audited Balance Sheet**, and the **Statement of Income & Expenditure** for the year ended **31st March 2025**.
3. To appoint **M/s Vinod Kumar Gupta & Associates, Chartered Accountants**, as the **Statutory Auditors** of the Club. Their term will extend until the conclusion of the AGM to be held in 2026, with their remuneration fixed by the Board and subject to annual ratification.
4. To elect and appoint **eight (08) Directors** to the **Managing Committee**, who will shoulder the responsibility of leading the Club in the coming year.

**SPECIAL BUSINESS**

5. To accord approval for composition of Discipline & Vigilance Committee to include, four members only, of which one should be a Chartered Accountant and one a Lawyer of these four members two to be nominated / elected in the AGM, and the remaining two to be nominated by the Managing Committee of the Club. The senior most member (by virtue of number of years of Club membership) to be designated as Chairman of the Committee.
6. To **elect 3 members** to the **Card Sub Committee**, nominated from among permanent members.
7. To regularise and decide actions as per Memorandum, Articles & Bye Laws of Agra Club with or without modification for installation of Solar Plant without approval of MCM & AGM under Bye Laws 85.
8. To consider and approve with or without modification bringing management of the Golf Course under Agra Club Management Committee like any other sports facility as requested by Civilian Golf Members.
9. To **elect 8 members** to the **Balloting Committee** for the upcoming year.
10. To transact any other business with the permission of the Chair.

By order of the Board of Directors  
For **AGRA CLUB LTD**  
**AGRA**

**(DR. KAUSHAL N SHARMA)**  
HONY SECRETARY

Place : Agra  
Date : 28.08.2025



## **BOARD'S REPORT**

To,  
The Members,  
**Agra Club Limited**

Your Directors have pleasure in presenting the 13th Annual Report of the Company together with the Audited Financial Statements for the financial year ended **31st March, 2025**.

### **1. Financial Highlights**

The summarized financial performance of the Company is as under :-

Particulars	2024-25 (₹)	2023-24 (₹)
Total Income	6,14,18,871	4,87,20,189
Total Expenditure	5,80,70,157	5,23,27,473
Surplus/(Deficit) before Depreciation & Tax	Surplus 33,48,714	Deficit 36,07,284
Depreciation	30,70,512	19,09,049
Surplus/(Deficit) after Depreciation & Tax	Surplus 2,78,202	Deficit 55,16,333

### **2. State of Company's Affairs**

The summarized financial performance of the Company is as under :-

Agra Club Limited continues to function as a members' recreational and social club providing cultural, sports, dining, and allied facilities to its members. During the year, the Club undertook modernization works, strengthening of sports infrastructure, and improvement in hospitality services.

## **DIRECTOR'S REPORT**

Dear Hon'ble Members,

It gives me immense pleasure to present the **Director's Report** along with the **Audited Financial Statements** for the financial year ending **31st March 2025**. The year gone by has been one of transformation, with challenges overcome and progress achieved across all aspects of Club life.

Though the current Managing Committee took charge only on **9th October 2024**, and had a tenure shorter by one month, it has been our **sincere endeavour to enhance the member experience, upgrade the Club's facilities, and improve operational efficiency**. In an unprecedented move, we also initiated a **25% reduction in enhanced subscription charges** – a historic first for Agra Club Ltd.

### **Member-Centric Initiatives :**

Fulfilling long-standing requests from our esteemed members, The Agra Club Ltd. has successfully introduced **routine lunch facilities** and commenced **Tuesday evening operations**. These enhancements reflect our continued commitment to improving member convenience and ensuring a more vibrant and accessible club experience.



**BAR** :- The Agra Club Ltd. bar proudly offers one of the widest and most exclusive selections of premium liquor brands – not just in Agra, but across the entire state of Uttar Pradesh. With over 50 national and international labels to choose from, our esteemed members enjoy an unmatched experience in fine spirits and world-class hospitality.

For the very first time, the bar at The Agra Club Ltd. has surpassed ₹1 crore in annual sales, recording an impressive ₹1.20 crore in collections (29% Growth). This remarkable achievement was accomplished without any increase in product pricing throughout the year, clearly reflecting the growing engagement and enthusiastic participation of our esteemed members. We thank you for your continued support in making this milestone possible.

**KITCHEN** :- The Agra Club Ltd. kitchen has achieved a record-breaking collection milestone of ₹1.28 crore. This outstanding performance has been made possible through fundamental improvements in food quality and professional training provided to our kitchen staff.

Several key developments have significantly elevated the overall culinary experience at the Club :

- The Agra Club Ltd. has successfully introduced **routine lunch facilities** and commenced **Tuesday evening operations**.
- Introduction of newly designed menu cards, modern serving platters, premium cutlery, and elegant crockery.
- Implementation of ultra-hygienic kitchen practices, ensuring top-tier food safety and cleanliness.
- Launch of a QR-code-based digital ordering system for both kitchen and bar services, enabling faster, more accurate service delivery.
- Enhanced food quality and service standards that directly contributed to record kitchen sales.
- By serving special food menu on weekends and functions, many new food items were introduced for

Notably, this exceptional growth was achieved **without any increase in product pricing throughout the year**, clearly reflecting the rising engagement and trust of our esteemed members.

We extend our sincere gratitude to all members for their continued support in reaching this milestone.

#### **SPORTS FACILITIES: A STRONGER PLAYGROUND**

At the core of the Club's identity lies its sports legacy. The Committee made significant efforts to revamp these facilities :

- **Golf Course** : Long-overdue washroom renovations were completed with new plumbing and fittings. Signage was improved, all lights were repaired, and the kitchen was smartly relocated to the ground floor for better services to esteemed members.
- **Squash Court** : Enhanced with a new exhaust system, ensuring better air circulation and comfort for players.
- **Gym**: The area saw major upgrades. A protective wall was built to prevent water logging during rains, lights were doubled, new equipment was purchased, and anti-skid tiles were installed to prevent accidents.
- **Swimming Pool** : Repairs were completed, and replaced all shower points with new showers and Ganga water supply lines were connected. A **Swimming Tournament** on 3rd June 2025 and a **Hydrotherapy Camp** for senior citizens for pain management proved to be popular and beneficial.

- **Billiards Room** : Both tables received new English surge cloth, new cue extensions and a set of new billiards, snookers ball sets were purchased, and a tournament is currently underway.

### **ENTERTAINMENT & EVENTS : CELEBRATING TOGETHER**

Agra Club came alive with joy and celebration throughout the year.

From the festive fervour of **Diwali, Holi, Baisakhi, Christmas and New Year Functions**, to romantic **Valentine's Day nights** and foot-tapping **Karaoke and Musical evenings**, the Club was abuzz with colour and camaraderie. A **new 4K projector** added flair to live cricket screenings in the lawns and Amar Singh Hall, enhancing the viewing experience for all.

### **GARDENING & AESTHETICS : NATURE BLOOMS AGAIN**

Greenery once again flourished in Agra Club, thanks to team gardeners Agra Club Ltd for the planting of **over 400 trees and plants**, including Maulshree, Harshringar, Bougainvillaea, roses, and more.

The Club's dedication was recognized when it won the **First Prize at the State Horticulture Department's flower show 2025**.

### **INFRASTRUCTURE & BUILDING UPGRADES : MODERNISING OUR HERITAGE**

- **Guest Rooms** : Eight rooms were fully renovated with modern amenities and five-star features, including handmade wall murals that enhance their visual appeal.
- **Washrooms** : Modernized near the library, card room, banquet hall, and lawn areas using **KOHLER** fittings and international-grade amenities.
- **Quarter No. 06** : Refurbished and now available for member functions.
- **Kids Zone**: A fully air-conditioned, carpeted activity area was created, complete with a toddler play wall.
- **Dining Hall**: Upgraded with four new **2.2-ton Mitsubishi air conditioners** for member comfort.
- **Reception Area**: Louvers enhanced the look and created a welcoming ambience.
- **Handicap-Friendly New Ramp** made with stainless steel railings to ensure safe accessibility.
- **Main Lawn Dance Floor**: Repaired and ready for future celebrations.
- **Painting & Facade**: A full repainting of the Club's exterior, interior and kitchen area gave the premises a fresh, elegant appearance.
- **Central Store**: Set up at Kothi No. 15 to improve storage, file management, and Club organization.
- **New Website**: Launched as **www.agraclub.com**, offering easy access to information and updates.

### **DIGITIZATION & COMPUTERIZATION : MODERN CLUB MANAGEMENT**

The year marked a digital milestone:

- Complete digitization of Club records, including **AGM and Managing Committee Meeting minutes from 1932 to 2024**.
- A **unified accounting system** was introduced, offering a **₹5,000 digital credit facility** for each member.
- New IT equipment including **laptops, scanner, and photocopier** were acquired to support operations.



## **FINANCES : TRANSPARENCY AND EFFICIENCY**

- The Club showed a **net profit of ₹2,78,202.11** for FY 2024–25.

- Long-standing unresolved items were written off:

- ₹64,781 – Reception cash discrepancy
- ₹1,45,584 – Theft loss
- ₹2,150 – Kitchen misc.
- ₹1,62,500 – Sales tax advance

### **3. Transfer to Reserves**

The surplus, if any, for the year has been transferred to the **General Reserve / Club Development Fund** for maintenance and future expansion of Club facilities.

### **4. Dividend**

Being a non-profit oriented entity, the Company does not declare or pay dividend to its members.

### **5. Number of Board Meetings**

The Board meeting 09 times during the financial year in compliance with Section 173 of the Companies Act, 2013.

### **6. Annual General Meeting (AGM)**

The 13th Annual General Meeting of the Company will be held on **19.09.2025** at the Registered Office of the Club, Agra.

### **7. Directors and Key Managerial Personnel**

In accordance with Section 152 of the Companies Act, 2013 and the Articles of Association, **New Director appointed in the AGM**, Director, retires by rotation and, being eligible, offers himself/herself for reappointment.

There was no change in the composition of the Board/Managing Committee during the year, except as mentioned above.

### **8. Statutory Auditors**

M/s **Vinod Kumar Gupta & Associates** Chartered Accountants, hold office until the conclusion of the ensuing AGM and are eligible for re-appointment in accordance with Section 139 of the Companies Act, 2013.

### **9. Auditor's Report**

The Auditor's Report does not contain any qualifications, reservations, or adverse remarks requiring explanation by the Board.

### **10. Particulars of Employees**

The Auditor's Report does not contain any qualifications, reservations, or adverse remarks requiring explanation by the Board.

### **11. Conservation of Energy, Technology Absorption, Foreign Exchange Earnings & Outgo**

- **Energy Conservation:** The Club ensures optimal use of electricity and other energy resources.

- **Technology Absorption:** Not applicable to club operations.
- **Foreign Exchange Earnings & Outgo:** Nil.

## **12. Extract of Annual Return**

As per Section 92(3) of the Companies Act, 2013, the Annual Return is available on the Company's website at [www.agraclub.com](http://www.agraclub.com).

## **13. Disclosure under the Maternity Benefit (Amendment) Act, 2017**

The Company complies with the provisions of the Maternity Benefit Act, 1961 as amended by the Maternity Benefit (Amendment) Act, 2017. Eligible women employees are entitled to maternity leave and other benefits as per the Act. Further, as required, the Club has taken steps to facilitate employee welfare and a healthy working environment.

## **14. Directors' Responsibility Statement**

Pursuant to Section 134(5) of the Companies Act, 2013, your Directors confirm that :

- a) Applicable accounting standards have been followed along with proper explanation relating to material departures;
- b) Accounting policies have been selected and applied consistently, with reasonable and prudent estimates made so as to give a true and fair view;
- c) Proper care has been taken for the maintenance of adequate accounting records for safeguarding the assets of the Company and for preventing and detecting fraud;
- d) Annual accounts have been prepared on a going concern basis;
- e) Internal financial controls are adequate and operating effectively; and
- f) Systems have been devised to ensure compliance with applicable laws and such systems are operating effectively.

## **GRATITUDE AND ACKNOWLEDGEMENTS**

The Managing Committee extends its sincere thanks to:

- The **Internal and External Auditors** for their guidance and vigilance.
- **Civil Administration, Police, Station HQ, Air Force, Excise & GST officials** for their cooperation.
- The **dedicated staff** of Agra Club for their untiring efforts.
- Special appreciation to **President Air Commodore S.K. Gupta, VM** whose vision and constant support guided many of this year's initiatives.



### **OBITUARY : IN LOVING MEMORY**

With deep sorrow, we mourn the loss of ten cherished members this year. May their souls rest in peace :

1. Sh. Ramesh Chand Mahajan
2. Lt. Col. Vijay Tomar
3. Dr. Ved Prakash Bhardwaj
4. Dr. R.M. Malhotra
5. Sh. Vinay Patni
6. Capt. Chandra Mohan Lamba
7. Sh. Vinod K. Gupta
8. Sh. Rakesh Garg
9. Dr. Mahesh K. Gupta
10. Sh. R.K. Agarwal

Place : Agra

Date : 28.08.2025

**Air Commodore S. K. Gupta, VM**  
President, Agra Club Ltd.  
Air Force Station, Agra

## **INDEPENDENT AUDITOR'S REPORT**

To,  
**The Members**  
Agra Club Ltd, Agra

### **Report on the Audit of the Financial Statements**

We have audited the accompanying financial statements of AGRA CLUB LIMITED, Agra ("the Company"), which comprise the Balance Sheet as at March 31, 2025, the Statement of Income and Expenditure, the Cash Flow Statement for the year then ended, and the notes to the financial statements.

### **Qualified Opinion**

In our opinion and to the best of our information and according to the explanations given to us, except for the effects of the matter described in the Basis for Qualified Opinion section of our report, the aforesaid financial statements give a true and fair view in conformity with the accounting principles generally accepted in India :

- (i) In the case of the Balance Sheet, of the state of affairs of the company as at March 31, 2025;
- (ii) In the case of the Income and Expenditure, excess of income over expenditure for the year ended on that date.

### **Basis for Qualified Opinion**

We conducted our audit in accordance with the Standards on Auditing (SAs) specified under Section 143(10) of the Companies Act, 2013. Our responsibilities under those Standards are further described in the Auditor's Responsibilities for the Audit of the Financial Statements section of our report. We are independent of the Company in accordance with the Code of Ethics issued by The Institute of Chartered Accountants of India (ICAI) together with the ethical requirements that are relevant to our audit of the financial statements under the provisions of the Companies Act, 2013 and the Rules thereunder, and we have fulfilled our other ethical responsibilities in accordance with these requirements and the ICAI's Code of Ethics.

We believe that the audit evidence we have obtained is sufficient and appropriate to provide a basis for our qualified opinion.

We draw attention to the qualifications stated in "Annexure – A" to this report.

### **Responsibilities of Management and those charged with governance for the Financial Statements**

The Company's Board of Directors is responsible for the matters stated in section 134(5) of the Companies Act, 2013 ("the Act") with respect to the preparation of these financial statements that give a true and fair view of the financial position and financial performance of the Company in accordance with the accounting principles generally accepted in India, including the accounting standards specified under section 133 of the Act read with the Companies (Accounting Standards) Rules, 2014, as amended. This responsibility also includes maintenance of adequate accounting records in accordance with the provisions of the Act for safeguarding of the assets of the Company and for preventing and detecting frauds and other irregularities; selection and application of appropriate accounting policies; making judgments and estimates that are reasonable and prudent; and design, implementation and maintenance of adequate internal financial controls, that were operating effectively for ensuring the accuracy and completeness of the accounting records, relevant to the preparation and presentation of the financial statement that give a true and fair view and are free from material misstatement, whether due to fraud or error.



Management is also responsible for maintaining and retaining the audit trail (edit log) records in compliance with the Companies (Accounts) Rules, 2014.

In preparing the financial statements, management is responsible for assessing the Company's ability to continue as a going concern, disclosing, as applicable, matters related to going concern and using the going concern basis of accounting unless management either intends to liquidate the Company or to cease operations, or has no realistic alternative but to do so.

The Board of Directors are also responsible for overseeing the company's financial reporting process.

#### **Auditor's Responsibilities for the Audit of the Financial Statements**

Our objectives are to obtain reasonable assurance about whether the financial statements as a whole are free from material misstatement, whether due to fraud or error, and to issue an auditor's report that includes our opinion. Reasonable assurance is a high level of assurance, but is not a guarantee that an audit conducted in accordance with SAs will always detect a material misstatement when it exists. Misstatements can arise from fraud or error and are considered material if, individually or in the aggregate, they could reasonably be expected to influence the economic decisions of users taken on the basis of these financial statements.

As part of an audit in accordance with SAs, we exercise professional judgment and maintain professional skepticism throughout the audit. We also :

- Identify and assess the risks of material misstatement of the financial statements, whether due to fraud or error, design and perform audit procedures responsive to those risks, and obtain audit evidence that is sufficient and appropriate to provide a basis for our opinion. The risk of not detecting a material misstatement resulting from fraud is higher than for one resulting from error, as fraud may involve collusion, forgery, intentional omissions, misrepresentations, or the override of internal control.
- Obtain an understanding of internal control relevant to the audit in order to design audit procedures that are appropriate in the circumstances. Under section 143(3)(a) of the Companies Act, 2013, we are also responsible for expressing our opinion on whether the company has adequate internal financial controls system in place and the operating effectiveness of such controls.
- Evaluate the appropriateness of accounting policies used and the reasonableness of accounting estimates and related disclosures made by management.
- Conclude on the appropriateness of management's use of the going concern basis of accounting and, based on the audit evidence obtained, whether a material uncertainty exists related to events or conditions that may cast significant doubt on the Company's ability to continue as a going concern. If we conclude that a material uncertainty exists, we are required to draw attention in our auditor's report to the related disclosures in the financial statements or, if such disclosures are inadequate, to modify our opinion. Our conclusions are based on the audit evidence obtained up to the date of our auditor's report. However, future events or conditions may cause the Company to cease to continue as a going concern.
- Evaluate the overall presentation, structure and content of the financial statements, including the disclosures, and whether the financial statements represent the underlying transactions and achieve fair presentation.

Materiality is the magnitude of misstatements in the financial statements that, individually or in aggregate, makes it probable that the economic decisions of a reasonably knowledgeable user of the financial statements may be influenced. We consider quantitative materiality and qualitative factors in (i) planning the scope of our audit work and in evaluating the result of our work; and (ii) to evaluate the effect of any identified misstatements in the financial statements.

We communicate with those charged with governance regarding, among other matters, the planned scope and timing of the audit and significant audit findings, including any significant deficiencies in internal control that we identify during our audit.

We also provide those charged with governance with a statement that we have complied with relevant ethical requirements regarding independence, and to communicate with them all relationships and other matters that may reasonably be thought to bear on our independence, and where applicable, related safeguards.

### **Report on Other Legal and Regulatory Requirements**

The provisions of the Companies (Auditor's Report) Order, 2016 ("the Order"), issued by the Central Government of India in terms of sub-section (11) of section 143 of the Companies Act, 2013 is not applicable to Company registered under Section 8 of Companies Act, 2013.

As required by section 143(3) of the Act, we report that :

- a) We have sought and obtained all the information and explanations which to the best of our knowledge and belief were necessary for the purposes of our audit.
- b) In our opinion proper books of account as required by law have been kept by the Company so far as appears from our examination of those books.
- c) The Balance Sheet and Income & Expenditure dealt with by this Report are in agreement with the books of account.
- d) In our opinion, the Balance Sheet and Income & Expenditure comply with the Accounting Standards specified under section 133 of the Act, read with Rule 7 of the companies (Accounts) rules, 2014. Except for the qualifications stated in **Annexure "A"**.
- e) On the basis of the written representations received from the directors as on March 31, 2025, taken on record by the Board of Directors, none of the directors is disqualified as on March 31, 2025, from being appointed as a director in terms of Section 164 (2) of the Act.
- f) With respect to the adequacy of the Internal Financial Controls over Financial Reporting of the company and the operating effectiveness of such controls, refer to our separate report in Annexure "B".
- g) With respect to the other matters to be included in the Auditor's Report in accordance with Rule 11 of the Companies (Audit and Auditors) Rules, 2014, in our opinion and to the best of our information and according to the explanations given to us :-

- (i) It has been confirmed to us by the management of the company that apart from the following, no litigation involving the company is pending. Such pending litigations may impact the financial position of the Company :-

• **Agra Club Limited Vs India Tourism, Agra :-**

The Company has initiated legal action against the India Tourism, Agra seeking either the vacation of the property or an increase in the rent paid to Agra Club Limited up to Rs. 50,000 per month. This case is filed with the Court of District and Session Judge, Agra under case number 48/2024.

• **Akshay Luthra Vs Agra Club Limited :-**

Mr. Akshay Luthra has moved against Agra Club Limited seeking possession of the Land which was given to him by the company for the period stated in the contract dated 01-07-2008. The case has been filed with Court of Additional District and Session Judge 16, Agra under case no. 689/2018.

• **Agra Club Limited Vs National Insurance Company Limited :-**

The Company has filed a case against National Insurance Company Limited to claim an amount of Rs. 1,45,534.00 not admitted by them. Additionally, the Company seeks reimbursement for other expenses totaling Rs. 76,000. This case is registered with the Civil Court, Agra, under case number CC/67/2024.

• **C.C.E & S.T Agra Vs Agra Club Limited :-**

The department has moved against the company, for the refund granted to the company of Rs. 83,48,092.00(including interest) pertaining to the period 01/08/2010-31/12/2013 in F.Y. 2018-19, through the order of Appellate Tribunal, Allahabad.

• **C.C.E & S.T Agra Vs Agra Club Limited :-**

The department has moved against the company, for the refund granted to the company of Rs. 91,81,202.00 (including interest) pertaining to the period April 2014 to Sept 2016, through the order of Appellate Tribunal, Allahabad.

• **Agra Club Limited Vs High Court Allahabad**

Agra Club Limited has filed a case in Allahabad, High Court for GST Refund for Financial Year 2018-19 of Rs. 43,19,684.00. This case is pending to be listed.

• **Deepak Crispin Vs Agra Club Limited**

Mr. Deepak Crispin filed a legal claim against Agra Club Limited alleging wrongful termination. He was employed as clerk, contends that the termination was unlawful and seeks reappointment. This case is registered with the Labour Court, under case number 05/2019.

- (ii) The Company did not have any long-term contracts including derivative contracts for which there were any material foreseeable losses; and
- (iii) There were no amounts which required to be transferred to the Investor Education and Protection Fund by the Company.
- (iv) Based on our examination, which included test checks, the Company has used accounting software for maintaining its books of account for the financial year ended March 31, 2025, which has a feature of recording audit trail (edit log) facility and the same has been operated for all relevant transactions recorded in the software throughout the year. Further, during the course of our audit, we did not come across any instance of the audit trail feature being tampered with.

For **Vinod Kumar Gupta & Associates**  
Chartered Accountants

**CA. Nitesh Gupta**  
(Partner)

M. No. 403015

F.R.N. 002377C

UDIN : 25403015BMLFZF8073

Place : Agra

Date : 17.08.2025



## **“ANNEXURE A” TO THE INDEPENDENT AUDITOR REPORT**

### **I. Non-Compliance Pertaining to the Requirements of Accounting Standards**

1. The Company has not disclosed the significant accounting policies and explanatory notes that form the basis for the preparation of the financial statements. As per Paragraph 24 of AS-1, all significant accounting policies adopted in the preparation and presentation of financial statements should be disclosed.
2. The Company's inventory has been carried in the Balance Sheet at Rs. 14,68,977. However, it has been observed that the management has valued the inventories solely at cost, and not at the lower of cost and net realizable value, as required under AS 2 – “Valuation of Inventories”.
3. As per Paragraphs 49 to 116 of AS-15, which deal with defined benefit plans, the gratuity obligation should be recognized based on actuarial valuation. Although the proviso to these paragraphs permits a Small and Medium-sized Company (like Agra Club Limited) with 50 or more employees to avoid full application of recognition and measurement principles in paragraphs 50 to 116, it still requires the enterprise to actuarially determine and provide for the accrued liability using :

- The Projected Unit Credit Method, and
- A discount rate based on market yields at the balance sheet date on government bonds (as per Para 78 of the Standard).

As of March 31, 2025, the company has recognized :

- A short-term provision for gratuity amounting to Rs. 9,48,848, representing obligations for employees who are expected to cease employment within the next financial year.
- A long-term provision for gratuity amounting to Rs.50,00,000, covering only a partial portion of the total estimated long-term gratuity liability of Rs.1,28,73,705 as at March 31, 2025.

However, the Company has not provided for gratuity liabilities amounting to Rs.78,73,705, which remains unrecognized. This incomplete provisioning results in non-compliance with Accounting Standard (AS) 15 – “Employee Benefits”, which mandates recognition of the full gratuity liability based on a actuarial valuation.

### **II. Non-Compliance Pertaining to the Requirements of CGST Act, 2017**

1. Bar sales invoices (excluding liquor) didn't have mention of HSN codes, breaching Rule 46 of the CGST Rules.
2. As already stated in Observation I (4), the company has recorded only the advances pertaining to the month of March 2025, while advances for other months remain unaccounted for. Furthermore, the recorded advances have been incorrectly reported under Table 7 (B2C Others) in GSTR-1, instead of the appropriate Table 11A (Advances Received), which is specifically meant for advances received against future supplies. This misclassification results in incorrect reporting of taxable transactions.

### **III. Non-Compliance Pertaining to the Requirements of Schedule-III of Companies Act, 2013 and other requirements of Companies Act, 2013**

1. As per Section 179(3)(e) of the Companies Act, 2013, investment of company funds requires prior approval by a resolution of the Board. In the meeting held on 6 April 2024, the proposal for installation of solar panel at an approximate cost of Rs.25 lakhs was discussed, but it was expressly resolved to defer the decision to a later meeting after obtaining complete project details. However, the solar plant was purchased in August 2024 for a total invoice value of Rs.27,38,847, without any formal approval recorded in subsequent meetings.

Further, as per Point No. 85 of the Club's bye-laws, any expenditure exceeding Rs. 25 lakhs require prior approval of the Annual General Meeting (AGM). This approval was not obtained, indicating non-compliance with the Club's internal governance norms.

2. At Agra Club, four directors were appointed on 25th September 2024: Air Cmde Satish Kumar Gupta, Dr. Kaushal Narain Sharma, Sqn Ldr Meenakshi Shekhawat, and Mr. Anup Kumar. On the same date, four directors ceased to hold office: Col Sanjeev Agnihotri, Mr. Ajai Kumar Singh, Brig Rajneesh Mohan, and Sqn Ldr Yogika Singh.

As per the regulatory requirement, Form DIR-12 for the appointment and cessation of directors should have been filed within 30 days from the date of the respective events, i.e., by 25th October 2024. However, the forms were not filed within the prescribed period and were subsequently filed late on 6th June 2025 due to which the company is exposed to the following pecuniary risk :-

“Under Section 172 of the Companies Act, 2013, where a company fails to comply with any provision of Chapter XI and no specific penalty is prescribed, the company and every officer in default are liable to an initial penalty of ₹50,000, followed by a continuing default penalty of ₹500 per day, capped at ₹3 lakh for the company and ₹1 lakh per defaulting officer”.

3. As per Schedule III of the Companies Act, 2013, the company is required to present the ageing schedule of trade receivables in the format prescribed by Notification G.S.R. 207(E) dated 24 March 2021. However, the company has not disclosed trade receivables amounting to Rs.25,30,343 in the prescribed format.
4. The company has incorrectly depicted total sales and total purchases – instead of credit sales and credit purchases – to calculate the Trade Receivables and Trade Payables Turnover ratios, which is not in accordance with generally accepted accounting principles.

### **IV. Non-Compliance with The Payment of Gratuity Act, 1972**

1. As per Section 7 of The Payment of Gratuity Act, 1972, if the gratuity is not paid within 30 days from the date it becomes payable, the employer is liable to pay interest for the delay, unless the delay is attributable to the employee and approved by the Controlling Authority.

During the course of audit, the following cases of non-compliance were observed, for which the company has not made any provision for interest on gratuity in the financial statements :-

- Mr. Deepak Crispin, who left service on 31.05.2018, is yet to be paid his gratuity of Rs.2,59,719 and no interest has been recorded.
- Mr. Prem Singh, whose services were terminated on 02.08.2022, has not been paid his gratuity of Rs.86,463 as of the date of audit. He submitted a written request dated 12.07.2025. The delay exceeds the statutory limit of 30 days, and no interest has been paid or permission sought from the Controlling Authority.

No provision for interest on gratuity has been made in any of the above cases, nor has the Company obtained written permission from the Controlling Authority for delayed payment. This constitutes non-compliance with Sections 7 of the Act.

#### **V. Other Observations**

1. During the audit, it was noted that Interest on Fixed Deposits with Banks, Rental Receipts from India Tourism Agra, and Receipts from non-members for services related to Badminton, Golf, and Tennis are not covered under the concept of mutuality. Since these incomes fall outside mutuality, a provision for tax should have been made in the Income & Expenditure account. The company has failed to create this provision, resulting in an overstatement of profits for the year.
2. The company has an unreconciled suspense account amounting to Rs.2,89,490.06, classified under "Other Creditors" (Other Current Liabilities) as 'UNRECONCILE AMOUNT RECEIVED IN BANK', representing funds received in the bank account for which the source and purpose remain unidentified. The company should promptly investigate and identify the origin of this amount to ensure the accuracy of financial records and compliance with accounting standards. Appropriate steps should be taken to reconcile the amount at the earliest.
3. During the course of the audit, we have observed that the Auditee has received three water expense bills (Bill Nos. 11305422, 11305423, and 11305424 dated 16/05/2024) amounting to ₹88,644 from the Agra Cantonment Board. However, these bills have not been recorded in the Books of Accounts. The Auditee stated that the expenses have not been accounted for as they believe the charges do not pertain to them. It is further noted that the Auditee had obtained three new water connections (Bill Nos. 003 and 004 dated 08/04/2024) in the previous year, and there is a possibility that the bills relate to this new connection. However, the Auditee has not been able to conclusively determine whether the charges are attributable to them.

For **Vinod Kumar Gupta & Associates**  
Chartered Accountants

**CA. Nitesh Gupta**  
**(Partner)**  
M. No. 403015  
F.R.N. 002377C  
UDIN : 25403015BMLFZF8073

Place : Agra  
Date : 17.08.2025

## **“ANNEXURE B” TO THE AUDITOR’S REPORT**

### **Report on the Internal Financial Controls under Clause (i) of Sub-section 3 of Section 143 of the Companies Act, 2013 (“the Act”)**

We have audited the Internal Financial Controls over Financial Reporting of Agra Club Limited, Agra as of March 31, 2025 in conjunction with our audit of the Financial Statements of the Company for the year ended on that date. For observations relating to Internal Financial Controls, please refer to Annexure C to this report.

### **Management’s Responsibility for Internal Financial Controls**

The Company’s Management is responsible for establishing and maintaining internal financial controls based on the internal control over financial reporting criteria established by the company considering the essential components of internal control stated in the Guidance Note on Audit of Internal Financial Controls over Financial Reporting issued by The Institute of Chartered Accountants of India. These responsibilities include the design, implementation and maintenance of adequate internal financial controls that were operating effectively for ensuring the orderly and efficient conduct of its business, including adherence to company’s policies, the safeguarding of its assets, the prevention and detection of frauds and errors, the accuracy and completeness of the accounting records, and the timely preparation of reliable financial information, as required under the Companies Act, 2013.

### **Auditor’s Responsibility**

Our responsibility is to express an opinion on the Company's internal financial controls over financial reporting with reference to these financial statements based on our audit. We conducted our audit in accordance with the Guidance Note on Audit of Internal Financial Controls Over Financial Reporting (the "Guidance Note") and the Standards on Auditing as specified under section 143(10) of the Companies Act, 2013, to the extent applicable to an audit of internal financial controls and, both issued by The Institute of Chartered Accountants of India. Those Standards and the Guidance Note require that we comply with ethical requirements and plan and perform the audit to obtain reasonable assurance about whether adequate internal financial controls over financial reporting with reference to these financial statements were established and maintained and whether such controls operated effectively in all material respects.

Our audit involves performing procedures to obtain audit evidence about the adequacy of the Internal Financial Controls over financial reporting and their operating effectiveness. Our audit of Internal Financial Controls over financial reporting included obtaining an understanding of Internal Financial Controls over Financial Reporting, assessing the risk that a material weakness exists, and testing and evaluating the design and operating effectiveness of Internal Control based on the assessed risk. The procedures selected depend on the auditor’s judgment, including the assessment of risks of material misstatement of the financial statements, whether due to fraud or error.

We believe that the audit evidence we have obtained is sufficient and appropriate to provide a basis for our audit opinion on the internal financial controls over financial reporting with reference to these financial statements.



### **Meaning of Internal Financial Controls over Financial Reporting**

A Company's Internal Financial Controls over financial reporting is a process designed to provide reasonable assurance regarding the reliability of financial reporting and the preparation of financial statements for external purposes in accordance with generally accepted accounting principles. A Company's Internal Financial Control over financial reporting includes those policies and procedures that –

- Pertain to the maintenance of records that, in reasonable detail, accurately and fairly reflect the transactions and dispositions of the assets of the company.
- Provide reasonable assurance that transactions are recorded as necessary to permit preparation of financial statements in accordance with generally accepted accounting principles, and that receipts and expenditures of the company are being made only in accordance with authorizations of management and directors of the company, and
- Provide reasonable assurance regarding prevention or timely detection of unauthorized acquisition, use, or disposition of the company's assets that could have a material effect on the financial statements.

### **Inherent Limitations of Internal Financial Controls over Financial Reporting**

Because of the inherent limitations of Internal Financial Controls over financial reporting, including the possibility of collusion or improper management override of controls, material misstatements due to error or fraud may occur and not be detected. Also, projections of any evaluation of the Internal Financial Controls over Financial Reporting to future periods are subject to the risk that the Internal Financial Controls over Financial Reporting may become inadequate because of changes in conditions, or that the degree of compliance with the policies or procedures may deteriorate.

### **Qualified Opinion**

In our opinion, subject to the matters contained under "Basis of Qualified Opinion-Annexure-A and Annexure-C" of the Independent Auditor's Report, the Company has, in all material respects, an adequate Internal Financial Controls over financial reporting and such Internal Financial Controls over financial reporting were operating effectively as at March 31, 2025, based on the internal control over financial reporting criteria established by the Company considering the essential components of internal control stated in the Guidance Note on Audit of Internal Financial Controls over financial reporting issued by the Institute of Chartered Accountants of India.

For **Vinod Kumar Gupta & Associates**  
Chartered Accountants

**CA. Nitesh Gupta**  
(Partner)

M. No. 403015

F.R.N. 002377C

UDIN : 25403015BMLFZF8073

Place : Agra

Date : 17.08.2025

## **“ANNEXURE C” TO THE AUDITOR’S REPORT**

To,  
The Members of Agra Club Limited  
Agra.

1. As per Section 179(3)(e) of the Companies Act, 2013, investment of company funds requires prior approval by a resolution of the Board. In the meeting held on 6 April 2024, the proposal for installation of solar panel at an approximate cost of Rs.25 lakhs was discussed, but it was expressly resolved to defer the decision to a later meeting after obtaining complete project details. However, the solar plant was purchased in August 2024 for a total invoice value of Rs.27,38,847, without any formal approval recorded in subsequent meetings.

Further, as per Point No. 85 of the Club's bye-laws, any expenditure exceeding Rs. 25 lakhs require prior approval of the Annual General Meeting (AGM). This approval was not obtained, indicating non-compliance with the Club’s internal governance norms.

2. A PlayStation was purchased based on quotation from a single party, Toddler Agencies, Mr. Upendra Verma, proprietor of Toddler Agencies is a member of Agra Club. This raises a potential violation of Article 21, which prohibits members from profiting from the club.
3. The Company's Bye-laws book has not been updated since July 2020.
4. TDS amounting to Rs.15,997 for June 2024 was deposited on 25th July 2024, beyond the due date of 7th July 2024, resulting in a breach of Rule 30(2) of the Income Tax Rules, 1962. However, the applicable interest under Section 201(1A) was duly paid by the Company.
5. Accounting Standard (AS) 9 – Revenue Recognition, which requires that revenue from rendering of services should be recognized only when the service is performed and there is reasonable certainty of its ultimate collection. Revenue should not be recognized merely upon receipt of advance cash, unless the related services have been rendered. Recognizing revenue prior to service delivery results in premature recognition of income.

During the course of audit, we have observed that the Company recognizes revenue from Temporary Membership, Health Club, Guest Room, Rent from Hall & Club, and Swimming Pool at the time of receipt of advance payments, regardless of whether the related services have been rendered or not. However, the Company had rectified advances received against the revenue at the end of the year but the Company do not have a proper procedure to record such advances.

We would like to recommend the auditee to take the note of above stated observations and to adhere to the appropriate procedure in the upcoming financial year.

The below instances were corrected during the year :-

- i. Mr. Sunil Kumar Pathak paid an advance of Rs. 17,700 on 16-06-2024 for becoming a temporary member on 12-11-2024. At the time of receipt, the company incorrectly recognized this amount immediately as revenue – despite no services or membership benefits being provided at that date.

- ii. On 1 April 2024, the company received a payment of Rs. 8,260 from Dr Gaurav Khandelwal for health club services to be provided over the period 1 April 2024 to 31 March 2025. The company erroneously recognized whole amount as revenue immediately upon receipt, even though services are to be provided throughout the year.
- iii. On 3 April 2024, the company received an advance payment of Rs.3,360 from Mr. B. K. Gupta for guest room services to be provided on 26 April 2024. The company recognized the full amount as revenue immediately upon receipt, even though the service delivery was scheduled for a future date.
- iv. On 22 June 2024, the company received an advance payment of Rs.106,200 from Shri Sunil Kumar Pathak for renting the company's lawn for a marriage event scheduled on 12 November 2024. The entire amount was incorrectly recognized as revenue immediately upon receipt, even though the service (venue rental) was scheduled for a future date.
- v. On 4 April 2024, the company received an advance payment of Rs.4,720 from Shri B.K. Singh for swimming pool services to be provided from 1 April 2024 to 30 October 2024 (a total service period of 7 months). The company incorrectly recognized the full amount as revenue on the date of receipt, even though the services were to be delivered throughout that period.

For **Vinod Kumar Gupta & Associates**  
Chartered Accountants

**CA. Nitesh Gupta**  
(Partner)

M. No. 403015

F.R.N. 002377C

UDIN : 25403015BMLFZF8073

Place : Agra

Date : 17.08.2025

**AGRA CLUB LIMITED**  
CIN - U91990UP1965NPL000130  
REGD. OFFICE - 191, THE MALL, AGRA CANTT, AGRA - 282001

**BALANCE SHEET AS AT 31<sup>ST</sup> MARCH 2025**

(All amounts in Hundreds unless otherwise stated)

**STATEMENT OF INCOME & EXPENDITURE ACCOUNT FOR THE YEAR ENDED MARCH 31, 2025**

PARTICULARS	Note No.	As at 31st March 2025	As at 31st March 2024
<b>A. Equity and Liabilities</b>			
1. Members Funds			
a) Members Surplus	1	1,544,591.79	1,405,830.54
b) Reserves and Surplus	2	(3,03,080.33)	(305,953.21)
2. Share Application Money Pending Allotment			
3. Non Current Liabilities			
a) Long Term Borrowings			
b) Deferred Tax Liabilities (net)			
c) Other Long-Term Liabilities			
d) Long Term Provisions	3	50,000.00	-
4. Current Liabilities			
a) Short Term Borrowings			
b) Trade Payables			
1. Dues under Micro medium and small enterprises	4	3,751.99	1,365.53
2. Dues other than Micro medium and small enterprises		1,786.74	3,623.36
c) Other Current Liabilities	5	2,84,905.28	253,038.79
d) Short Term Provisions	6	91,606.40	78,372.30
<b>TOTAL</b>		<b>16,73,561.87</b>	<b>1,436,277.31</b>
<b>B. ASSETS</b>			
1. Non-current Assets			
a) Property Plant & Equipments And Intangible Assets			
(i) Property, Plant and Equipments	7	274,652.55	195,194.49
(ii) Intangible Assets			
(iii) Capital work in progress			
(iv) Intangible assets under development			
b) Non-current Investments	8	1,302,366.80	1,081,849.66
c) Deferred Tax Assets (Net)			
d) Long Term Loans and Advances			
e) Other Non-current Assets	9	1,760.77	1,854.77
2. Current Assets			
a) Current Investments			
b) Inventories	10	14,689.77	21,243.86
c) Trade Receivables	11	25,303.43	31,008.89
d) Cash & Cash Equivalents	12	24,244.61	78,467.11
e) Short Term Loans & Advances	13	13,155.36	18,492.38
f) Other Current Assets	14	17,388.58	8,166.16
<b>TOTAL</b>		<b>16,73,561.87</b>	<b>1,436,277.31</b>

As per our separate report of even date annexed  
**For Vinod Kumar Gupta & Associates**  
Chartered Accountants  
**CA. Nitesh Gupta**  
(Partner)  
M. No. 403015  
F.R.N. 002377C  
PAN No. AIMPG1753G  
UDIN : 25403015BMLFZF8073  
Place : Agra  
Dated : 17.08.2025

**Air Cmde S K Gupta, VM**  
President

**Dr. Kaushal N Sharma**  
Hony Secretary

**Wg Cdr Vikas Yadav**  
Jt. Hony Secretary/Dir. Bar

**Sqn Ldr Meenakshi Shekhawat**  
Director (Finance)

**DIRECTORS :-**

**Col Dharmedra Singh (Entertainment)**

**Lt Col Karan Bir Sahi (Library & Garden)**

**Sh. Prashant Tiwari, PCS (Dev. & Planning)**

**Sh. Anil Magan (Property)**

**Sh. Sh. Sandeep Kochher (Kitchen)**

**Dr. Anupam Gupta (Sports)**



**AGRA CLUB LIMITED**  
**CIN – U91990UP1965NPL000130**  
**REGD. OFFICE – 191, THE MALL, AGRA CANTT, AGRA – 282001**

(All amounts in Hundreds unless otherwise stated)

<b>STATEMENT OF INCOME &amp; EXPENDITURE ACCOUNT FOR THE YEAR ENDED MARCH 31, 2025</b>			
<b>PARTICULARS</b>	<b>Note No.</b>	<b>For the year ended 31st March, 2025</b>	<b>For the year ended 31st March, 2024</b>
<b>A. Continuing Operations</b>			
1) Revenue From Operations (Gross)	15	4,39,450.15	3,45,297.26
Less : Excise Duty		-	-
Revenue from Operations (Net)		4,39,450.15	3,45,297.26
2) Other Income	16	1,74,738.56	1,41,904.63
3) Total Income (1+2)		<b>6,14,188.71</b>	<b>4,87,201.89</b>
<b>Expenses :</b>			
a) Cost of Material Consumed	17	70,395.84	54,669.75
b) Purchase of Stock-In-Trade	18	71,829.46	57,111.26
c) Changes In Inventories of Finished Goods	19	6,064.44	2,478.36
d) Work-In-Progress And Stock-In-Trade		-	-
e) Employee Benefits Expenses	20	3,03,831.48	2,43,423.13
f) Finance Costs		-	-
g) Depreciation And Amortization Expense	21	30,705.12	19,090.49
h) Other Expenses	22	1,28,580.35	1,65,592.24
4) <b>Total Expenses (a+b+c+d+e+f+g+h)</b>		<b>6,11,406.69</b>	<b>5,42,365.22</b>
5) Profit/(Loss) before exceptional and extraordinary items and tax (3-4)		2,782.02	(55,163.32)
6) Exceptional Items			
7) Profit/(Loss) before extraordinary items and tax (5-6)		2,782.02	(55,163.32)
8) Extraordinary Items			
9) Profit / (Loss) before tax (7-8)		2,782.02	(55,163.32)
<b>10) Tax Expenses :</b>			
a) Current tax expenses for current year			
Less: b) MAT credit (where applicable)			
c) Current tax expense relating to prior years			
d) Net current tax expenses			
d) Deferred Tax Asset Created			
Add: e) Deferred Tax Liability Created			
11) <b>Surplus / (Deficit) from continuing operations (9-10)</b>		2,782.02	(55,163.32)
<b>B. DISCONTINUING OPERATIONS</b>			
12.i) Surplus/(Deficit) from discontinuing operations (before tax)			
12.ii) Gain/(Loss) or disposal of assets/settlement of liabilities attributable to discontinuing operations			
12.iii) Add/(Less) : Tax expense of discontinuing operations			
a) on ordinary activities attributable to the discontinuing operations			
b) on gain/(loss) or disposal of assets / settlement of liabilities			
13) <b>Surplus / (Deficit) from discontinuing operations (12i +/-12ii+/-12iii)</b>			
14) <b>Surplus / (Deficit) for the year (11+/-13)</b>		2,782.02	(55,163.32)

**AGRA CLUB LIMITED**  
**CIN – U91990UP1965NPL000130**  
**REGD. OFFICE – 191, THE MALL, AGRA CANTT, AGRA – 282001**

(All amounts in Hundreds unless otherwise stated)

<b>STATEMENT OF CASH FLOWS</b>		
<b>CASH FLOWS FROM OPERATING ACTIVITIES</b>	<b>FY 2024–25</b>	<b>FY 2023–24</b>
Net Profit as per Profit and Loss A/c	2,782.02	(55,163.32)
Add :		
Transfer to reserve		
Proposed dividend for current year	-	-
Interim dividend paid during the year	-	-
Provision for tax made during the current year	-	-
Extraordinary items, if any, debited to Profit and Loss A/c	-	-
Provision for Gratuity	50,000.00	-
Members Entrance Fees	1,38,761.25	80,842.13
Additional to President Fund	90.86	201.87
Less :	-	-
Extraordinary Items, if any, credited to Profit and Loss A/c (Deferred Tax)	-	-
Refund of Tax credited to Profit and Loss A/c	-	-
A. Net profit before taxation and Extra ordinary items	1,91,634.13	25,880.67
Adjustment for Non-Cash and Non-Operating Items	-	-
<b>B. Add :</b>		
Depreciation	30,705.12	19,090.49
– Preliminary expenses	-	-
– Discount on issue of shares and debentures written off	-	-
– Interest on borrowings and debentures	-	-
– Loss on sale of fixed assets	-	-
<b>C. Less :</b>		
– Interest income received	82,022.88	73,331.32
– Dividend income received	-	-
– Rental income received	2,301.12	2,290.44
– Profit on sale of fixed asset	-	27.08
– Misc. income received	60,550.50	38,442.24
<b>D. Operating profits before working capital charges (A + B – C)</b>	<b>77,464.75</b>	<b>(69,119.92)</b>
<b>Working capital changes :</b>		
(Increase) / Decrease in trade and other receivables	5,705.46	2,837.78
Increase / (Decrease) in inventories	6,554.09	6,303.44
Increase / (Decrease) in short term loans and advances	5,337.01	829.47
Increase / (Decrease) in other current assets	(9,222.42)	2,145.38
Increase / (Decrease) in Trade Payables	549.84	1,114.03
Increase / (Decrease) in other current liabilities	31,866.49	7,187.00
Increase / (Decrease) in short term provisions	13,234.10	70,146.62
Cash generated from operations	1,31,489.31	21,443.80
Less : Income tax paid (Net tax refund received)	-	1,977.92
Cash flow from before extraordinary items	1,31,489.31	19,465.88
Adjusted extraordinary items	-	-
<b>Net Cash from operating activities</b>	<b>1,31,489.31</b>	<b>19,465.88</b>

**AGRA CLUB LIMITED**  
**CIN - U91990UP1965NPL000130**  
**REGD. OFFICE - 191, THE MALL, AGRA CANTT, AGRA - 282001**

(All amounts in Hundreds unless otherwise stated)

<b>STATEMENT OF CASH FLOWS</b>		
<b>CASH FLOWS FROM OPERATING ACTIVITIES</b>	<b>FY 2024-25</b>	<b>FY 2023-24</b>
Add :		
– Proceeds from sale of fixed assets	-	151.16
– Proceeds from sale of investments	10,43,270.57	1,02,510.25
– Proceeds from sale of intangibles assets	-	-
– Interest and dividend received	82,022.88	73,331.32
– Rent Income	2,301.12	2,290.44
– Misc. Income Received	60,550.50	38,442.24
Advanced Extraordinary Items	94.00	-
Less :		
– Purchase of fixed assets	(1,10,163.18)	(39,644.94)
– Purchase of Investment	(12,63,787.71)	(2,14,833.09)
– Purchase of intangible assets like goodwill	-	-
Advance extraordinary items	-	(250.00)
Net Cash used in investing activities	(1,85,711.81)	(38,002.62)
Cash flows from financing activities		
Add :		
Proceeds from issue of shares and debentures	-	-
Proceeds from other borrowings	-	-
Less :		
Final dividend fund	-	-
Interim dividend fund	-	-
Reduction of Long term provision	-	-
Interest on debentures and loans paid	-	-
Payment of long term borrowings	-	-
Net cash used in financing activities	-	-
Net increase in cash and cash equivalents	(54,222.50)	(18,536.74)
Cash and Cash equivalents at beginning of period	78,467.11	97,003.85
Cash and cash equivalents at end of period	24,244.61	78,467.11

As per our separate report of even date annexed  
**For Vinod Kumar Gupta & Associates**  
**Chartered Accountants**  
**CA. Nitesh Gupta**  
**(Partner)**  
M. No. 403015  
F.R.N. 002377C  
PAN No. AIMPG1753G  
UDIN : 25403015BMLFZF8073  
Place : Agra  
Dated : 17.08.2025

**Air Cmde S K Gupta, VM**  
President

**Dr. Kaushal N Sharma**  
Hony Secretary

**Wg Cdr Vikas Yadav**  
Jt. Hony Secretary/Dir. Bar

**Sqn Ldr Meenakshi Shekhawat**  
Director (Finance)

**DIRECTORS :-**

**Col Dharmendra Singh (Entertainment)**

**Lt Col Karan Bir Sahi (Library & Garden)**

**Sh. Prashant Tiwari, PCS (Dev. & Planning)**

**Sh. Anil Magan (Property)**

**Sh. Sh. Sandeep Kochher (Kitchen)**

**Dr. Anupam Gupta (Sports)**

**AGRA CLUB LIMITED**  
**CIN – U91990UP1965NPL000130**  
**REGD. OFFICE – 191, THE MALL, AGRA CANTT, AGRA – 282001**

(All amounts in Hundreds unless otherwise stated)

<b>NOTES TO BALANCE SHEET</b>		
<b>PARTICULARS</b>	<b>As at 31st March 2025</b>	<b>As at 31st March 2024</b>
<b>NOTE 1 - MEMBERS SURPLUS</b>		
Opening Balance	14,05,830.54	1,326,966.33
Add : Members Entrance Fees	1,85,015.00	107,790.00
Less : Amount Transferred to Income & Exp from adm fees	– 46,253.75	– 26,947.88
Less : Income Tax	-	– 1,977.92
	<b>15,44,591.79</b>	<b>14,05,830.54</b>
<b>NOTE 2 - RESERVES &amp; SURPLUS</b>		
Balance at the beginning of the year	– 3,05,953.21	– 250,991.76
Add: Profit/(Deficit) In Statement of Income & Expenditure A/c	2,782.02	– 55,163.32
Add : Additions to President Fund	90.86	201.87
Balance at the end of the year	<b>– 3,03,080.33</b>	<b>– 305,953.21</b>
<b>NOTE 3 - LONG TERM PROVISIONS</b>		
Provision For Gratuity	50,000.00	-
	<b>50,000.00</b>	<b>-</b>
<b>NOTE 4 - TRADE PAYABLES</b>		
Sundry Creditors (As per Annexure 1)	5,538.73	4,988.89
	<b>5,538.73</b>	<b>4,988.89</b>
<b>NOTE 5 - OTHER CURRENT LIABILITIES</b>		
CIVIL BLOCK DEPOSIT	7,570.00	6,578.00
ADVANCE DEPOSIT CASH CARD	34,476.52	28,772.67
ADVANCE CARD RECHARGES GOLF	58.75	-
MEMBER SECURITY DEPOSIT	900.00	540.00
SECURITY FOR QUOTATIONS	1,128.50	2,108.51
TDS PAYABLE	202.73	222.89
SECURITY GOLF MEMBERS	2,078.80	1,753.80
GST PAYABLE	2978.92	700.56
SECURITY FOR ADRDE	450.00	450.00
GUEST ROOM ADV BOOKING	660.00	453.60
LIABILITIES OF OTHER CREDITORS	24,592.49	8,586.06
INSURANCE RECD FROM STAFF	221.22	231.75
MESSING ADVANCE	370.00	110.00
TEMP MEMBERSHIP ADVANCE	450.00	531.00
PROVISION OF SERVICE TAX	1,75,292.94	175,292.94
RENT FROM HALL & CLUB PREMISES ADVANCE	2,700.00	708.00
PROVISION FOR BAD DEBTS	2,239.90	4,896.38
SECURITY DEP BY NEW PERMANENT MEMBERS	27,400.00	19,000.00
CESS PAYABLES	-	17.44
SWIMMING POOL ADVANCE SUBSCRIPTION	260.00	247.80
HEALTH CLUB ADVANCE SUBSCRIPTION	60.00	-
TCS PAYABLES	-	2.21
ELECTRICITY EXPENSES PAYABLE	814.51	1,853.18
	<b>2,84,905.28</b>	<b>2,53,038.79</b>



**AGRA CLUB LIMITED**  
**CIN – U91990UP1965NPL000130**  
**REGD. OFFICE – 191, THE MALL, AGRA CANTT, AGRA – 282001**

(All amounts in Hundreds unless otherwise stated)

<b>NOTES TO BALANCE SHEET</b>		
<b>PARTICULARS</b>	<b>As at 31st March 2025</b>	<b>As at 31st March 2024</b>
<b>NOTE 6 - SHORT TERM PROVISIONS</b>		
<b><u>PROVISION FOR EMPLOYEES BENEFITS</u></b>		
LEAVE ENCASHMENT PAYABLE	6,159.01	5,514.97
ESIC PAYABLE	533.11	489.03
BONUS PAYABLES	14,452.64	12,652.12
PROVIDEND FUND PAYABLE	3,682.86	3,336.88
GRATUITY PAYABLES	9,488.48	-
AGRA CLUB STAFF	470.00	-
<b><u>OTHERS</u></b>		
PROVISION FOR AUDITOR FEES INTERNAL	351.00	-
PROVISION FOR AUDITOR FEES EXTERNAL	286.00	286.00
PROVISION FOR TAX AUDIT	75.00	75.00
INCOME TAX RETURN PAYABLES	125.00	125.00
PROVISION FOR COMPOSITION FEES FOR PERIOD 1973-2015 PAYABLE TO CANTT BOARD	55,893.30	55,893.30
PROVISION FOR GST RETURN PAYABLES	90.00	-
	<b>91,606.40</b>	<b>78,372.30</b>
<b>NOTE 7 - FIXED ASSETS</b>		
FIXED ASSETS	2,74,652.55	1,95,194.49
(As per Annexure II)	<b>2,74,652.55</b>	<b>1,95,194.49</b>
<b>NOTE 8 - NON-CURRENT INVESTMENTS</b>		
FIXED DEPOSITS WITH BANK	12,46,932.90	9,81,020.10
ACCRUED INTEREST ON FDRs	55,433.90	1,00,829.56
	<b>13,02,366.80</b>	<b>10,81,849.66</b>
<b>NOTE 9 - OTHER NON-CURRENT ASSETS</b>		
MISC SECURITIES	1,760.77	1,854.77
	<b>1,760.77</b>	<b>1,854.77</b>
<b>NOTE 10 - INVENTORIES</b>		
(As Taken, Valued & Certified By The Management)		
BAR	11,162.24	17,226.68
MESSING	991.22	900.28
TENNIS	22.96	20.01
CARDS	18.55	50.95
ELECTRIC GOODS	87.44	91.94
GLASS WARE & CROCKERY	2,060.59	2,260.69
PRINTING & STATIONARY	280.29	597.96
GENERAL STORE	66.48	95.35
	<b>14,689.77</b>	<b>21,243.86</b>
<b>NOTE 11 - TRADE RECEIVABLES</b>		
SECURED, CONSIDERED GOOD	24,190.85	25,343.50
UNSECURED, CONSIDERED GOOD	1,112.58	5,665.39
DOUBTFUL	-	-
	<b>25,303.43</b>	<b>31,008.89</b>

**AGRA CLUB LIMITED**  
**CIN – U91990UP1965NPL000130**  
**REGD. OFFICE – 191, THE MALL, AGRA CANTT, AGRA – 282001**

(All amounts in Hundreds unless otherwise stated)

<b>NOTES TO BALANCE SHEET</b>		
<b>PARTICULARS</b>	<b>As at 31st March 2025</b>	<b>As at 31st March 2024</b>
<b>NOTE 12 - CASH &amp; CASH EQUIVALENTS</b>		
<b>(A) BALANCE WITH BANKS</b>		
PUNJAB NATIONAL BANK C/A	-	514.16
UNION BANK OF INDIA C/A	11,184.64	41,441.87
POSTAGE IN HAND	5.72	6.62
UNION BANK OF INDIA GRATUITY S/A	838.99	524.17
STATE BANK OF INDIA C/A	727.12	4,188.26
ICICI BANK C/A	1,412.91	10,861.57
INDIAN BANK C/A	10,039.34	20,803.42
<b>(B) CASH IN HAND</b>	35.89	127.04
	<b>24,244.61</b>	<b>78,467.11</b>
<b>NOTE 13 - SHORT TERM LOANS AND ADVANCES</b>		
MISC ADVANCES (As per Annexure III)	5,290.93	5,457.25
CASH THEFT FROM OFFICE	-	1,455.84
CLERK RECEPTION CASH RECEIVABLE	-	647.81
PREPAID EXP FOR DTH	63.25	127.97
LOAN TO STAFF (As Per Annexure IV)	1,080.00	4,210.00
PREPAID BAR LICENSE FEES	6,666.00	5,050.00
VAT ITC ASSETS	-	1,297.45
PREPAID INSURANCE FOR PROPERTY	-	72.72
PREPAID OF AMC WEBSITE & MOBILE APP	15.18	13.34
PREPAID OF MISC REPAIR	40.00	160.00
	<b>13,155.36</b>	<b>18,492.38</b>
<b>NOTE 14 - OTHER CURRENT ASSESSTS</b>		
TDS RECEIVABLE	16,056.21	7,619.37
TCS RECEIVABLE	1,196.47	528.83
GST RECEIVABLE	-	17.96
COW CESS RECEIVABLE	55.20	-
CESS RECEIVABLE	80.70	-
	<b>17,388.58</b>	<b>8,166.16</b>

As per our separate report of even date annexed  
**For Vinod Kumar Gupta & Associates**  
**Chartered Accountants**  
**CA. Nitesh Gupta**  
**(Partner)**  
M. No. 403015  
F.R.N. 002377C  
PAN No. AIMP1753G  
UDIN : 25403015BMLFZF8073  
Place : Agra  
Dated : 17.08.2025

**Air Cmde S K Gupta, VM**  
President

**Dr. Kaushal N Sharma**  
Hony Secretary

**Wg Cdr Vikas Yadav**  
Jt. Hony Secretary/Dir. Bar

**Sqn Ldr Meenakshi Shekhawat**  
Director (Finance)

**DIRECTORS :-**

**Col Dharmendra Singh (Entertainment)**

**Lt Col Karan Bir Sahi (Library & Garden)**

**Sh. Prashant Tiwari, PCS (Dev. & Planning)**

**Sh. Anil Magan (Property)**

**Sh. Sh. Sandeep Kochher (Kitchen)**

**Dr. Anupam Gupta (Sports)**

**AGRA CLUB LIMITED**  
**CIN - U91990UP1965NPL000130**  
**REGD. OFFICE - 191, THE MALL, AGRA CANTT, AGRA - 282001**

(All amounts in Hundreds unless otherwise stated)

<b>NOTES TO STATEMENT OF INCOME &amp; EXPENDITURE ACCOUNT</b>		
<b>PARTICULARS</b>	<b>As at 31st March 2025</b>	<b>As at 31st March 2024</b>
<b>NOTE 15 - REVENUE FROM OPERATIONS</b>		
COLLECTION FROM BAR	120,093.67	93,100.63
COLLECTION FROM MESSING	128,380.38	99,224.36
COLLECTION FROM GOLF KITCHEN	1,153.89	1,255.52
COLLECTION FROM CARD & BRDIGES	1,095.29	285.57
COLLECTION FROM BADMINTON	778.00	496.00
COLLECTION FROM GOLF	11,525.64	13,158.01
COLLECTION FROM BILLIARD	818.00	220.06
COLLECTION FROM TENNIS	1,065.65	822.18
COLLECTION FROM HEALTH CLUB	3,160.00	167.00
COLLECTION FROM SWIMMING POOL	6,579.69	-
COLLECTION FROM SQUASH	412.00	-
COLLECTION FROM TABLE TENNIS	60.00	-
MEMBERSHIP SUBSCRIPTION	1,44,396.64	116,786.75
GUEST CHARGES	8,499.85	7,099.01
TEMPORARY MEMBERSHIP FEE	2,250.00	2,550.00
REGISTRATION FEE FROM MEMBERS	3,420.00	880.00
CLUB FUNCTIONS	5,761.45	9,252.17
	<b>439,450.15</b>	<b>345,297.26</b>
<b>NOTE 16 - OTHER INCOME</b>		
INTEREST ON FDR & BANK	82,022.88	72,912.47
INTEREST FROM INCOME TAX REFUND	-	418.85
<b>HIRE CHARGES</b>		
RENT FROM HALL & CLUB PREMISES	16,207.12	14,439.58
GUEST ROOM STAY FEE	13,656.94	13,373.97
LICENSE FEE TOURIST OFFICE	1,800.00	1,800.00
CLUB QUARTERS	501.12	490.44
<b>MISCELLANEOUS RECEIPTS</b>		
MISCS RECEIPTS	1,683.25	440.66
MISC RECOVERY	-	76.50
MIKE CHARGES	360.15	157.54
UNCLAIMED BALANCE WRITTEN OFF	-	-
REBATE & DISCOUNT	5,608.71	5,513.40
SCRAP SALE	1,178.56	1,517.05
AMOUNT TRANSFERRED FROM ADM FEES	46,253.75	26,947.88
RESTORATION CHARGES	1,250.00	-
LATE PAYMENT FROM MEMBERS	1,957.39	1,858.16
CASH / SMART CARD SALE	953.91	1,790.64
PROFIT ON SALE OF ASSETS	-	27.08
BAD DEBTS RECOVERY	-	140.42
EXCESS BALANCE SHOWN ON GST LEDGER	1,304.78	-
	<b>174,738.56</b>	<b>141,904.63</b>
<b>NOTE 17 - COST OF MATERIALS CONSUMED</b>		
PURCHASES FOR KITCHEN	70,267.20	54,068.10
ADD : OPENING BALANCE OF STOCK	900.28	1,232.60
LESS : CLOSING BALANCE OF STOCK	991.22	900.28
<b>CONSUMPTION OF MATERIALS OF KITCHEN</b>	<b>70,176.26</b>	<b>54,400.42</b>
PURCHASES FOR BRIDGE & CARDS	-	-
ADD : OPENING BALANCE OF STOCK	50.95	103.75
LESS : CLOSING BALANCE OF STOCK	18.55	50.95
<b>CONSUMPTION OF STOCK FOR BRIDGE &amp; CARDS</b>	<b>32.40</b>	<b>52.80</b>
PURCHASES FOR TENNIS	190.13	219.73
ADD : OPENING BALANCE OF STOCK	20.01	16.80
LESS : CLOSING BALANCE OF STOCK	22.96	20.01
<b>CONSUMPTION OF TENNIS MATERIALS</b>	<b>187.18</b>	<b>216.52</b>
<b>GRAND TOTAL</b>	<b>70,395.84</b>	<b>54,669.75</b>

**AGRA CLUB LIMITED**  
**CIN - U91990UP1965NPL000130**  
**REGD. OFFICE - 191, THE MALL, AGRA CANTT, AGRA - 282001**

(All amounts in Hundreds unless otherwise stated)

<b>NOTES TO STATEMENT OF INCOME &amp; EXPENDITURE ACCOUNT</b>		
<b>PARTICULARS</b>	<b>As at 31st March 2025</b>	<b>As at 31st March 2024</b>
<b>NOTE 18 - PURCHASES OF TRADED GOODS</b>		
PURCHASE FOR BAR (CIVIL)	71,829.46	57,111.26
	<b>71,829.46</b>	<b>57,111.26</b>
<b>NOTE 19 - CHANGES IN INVENTORIES</b>		
AT THE BEGINNING OF THE ACCOUNTING PERIOD STOCK OF BAR	17,226.68	19,705.04
AT THE END OF THE ACCOUNTING PERIOD STOCK OF BAR	11,162.24	17,226.68
<b>GRAND TOTAL</b>	<b>6,064.44</b>	<b>2,478.36</b>
<b>NOTE 20 - EMPLOYEE BENEFITS EXPENSES</b>		
SALARY WAGES	1,77,068.65	165,001.40
CONTRIBUTION TO PROVIDENT FUND	8,357.07	7,545.91
CONTRIBUTION TO ESIC	5,202.49	5,025.42
INCENTIVES	9,301.84	6,729.48
ADMINISTRATIVE CHARGES	804.57	790.61
FAMILY PENSION	12,889.56	12,303.22
LINKED INSURANCE	877.56	794.87
LEAVE ENCASHMENT	6,188.26	5,696.11
BONUS	14,787.77	13,744.41
PRIOR PERIOD BONUS (FY 2024-2025)	-	11,078.12
GRATUITY	64,171.65	13,672.50
UNIFORM EXPENSES	3,249.50	69.70
STAFF WELFARE	804.46	971.38
MEDICAL CHECK-UP OF STAFF	128.10	-
	<b>303,831.48</b>	<b>243,423.13</b>
<b>NOTE 21 - DEPRECIATION AND AMORTIZATION EXPENSES</b>		
DEPRECIATION (As per Annexure - II)	30,705.12	19,090.49
	<b>30,705.12</b>	<b>19,090.49</b>
<b>NOTE 22 - OTHER EXPENSES</b>		
TAX AUDIT FEE	75.00	75.00
ABNORMAL LOSS	2,103.65	-
AUDIT FEE EXTERNAL	340.00	340.00
ADVERTISEMENT	1,516.97	1,690.79
AUDIT FEE INTERNAL	650.00	650.00
ADVANCE WRITTEN OFF KITCHEN PURCHASE	21.50	-
COMPUTER EXP	3,322.90	1,841.13
NEWSPAPERS & PERIODICALS	78.38	75.03
POSTAGE	40.05	20.22
PRINTING & STATIONARY	1,536.29	888.45
TELEPHONE EXPENSES	830.61	487.05
BANK CHARGES	305.54	338.01
BED & LINEN	-	182.25
CLUB A/C	94.69	49.26
CONVEYANCE CHARGES	387.80	320.75
ELECTRIC GOODS & MAINT	4,089.67	2,275.20
ELECTRICITY	27,890.27	26,686.54
GARDEN UPKEEP	712.12	522.25
CLEANING & WASHING EXP	1,522.08	772.84
GENERATOR MAINTENANCE & FUEL EXP	575.51	1,044.05
GLASSWARE & CROCKERY USED	921.73	2,487.83
INSURANCE	72.72	71.38
LEGAL EXPS	1,953.00	4,374.40
MISC EXP	319.60	535.95
RATES & TAX	2,844.90	2,392.52
FIRE EXTINGUISHER EXP	132.50	-
GST EXPENSES	473.72	-
BUILDING REPAIRS	20,069.94	15,663.95



**AGRA CLUB LIMITED**  
**CIN - U91990UP1965NPL000130**  
**REGD. OFFICE - 191, THE MALL, AGRA CANTT, AGRA - 282001**

(All amounts in Hundreds unless otherwise stated)

<b>NOTES TO STATEMENT OF INCOME &amp; EXPENDITURE ACCOUNT</b>		
<b>PARTICULARS</b>	<b>As at 31st March 2025</b>	<b>As at 31st March 2024</b>
MISCS REPAIRS	4,316.55	1,467.13
BAR LICENSE FEE	5,050.00	4,150.00
FOOD LICENCE FEES	55.00	40.00
GOLF EXPENSES	13,877.68	7,852.95
SWIMMING POOL EXP	1,765.26	1,171.30
BILLIARDS EXPENSES	503.70	-
HEALTH CLUB EXPENSES	622.40	105.00
PEST CONTROL SERVICE	765.00	656.25
FUNCTION EXPENSES	19,715.69	25,113.90
FREIGHT INWARD	423.32	546.20
TAMBOLA EXP	128.56	-
INTEREST PAID ON TDS & TCS	7.06	3.24
BALLOTING COMMITTEE MEETING EXP	453.08	185.40
INCOME TAX EXPENSES	-	306.07
WEBSITE & MOBILE APP EXP	400.65	307.59
COW CESS ON LIQUOR/BEER	667.80	476.40
CABLE TV RE-CHARGE	179.80	344.85
BAD DEBTS EXP	2,169.93	-
ARRERER OF PROPERTY TAX	-	528.36
INTEREST ON PROPERTY TAX	-	127.30
PENALTY PAID TO TDS	89.30	-
INCOME TAX RETN FILLING	125.00	125.00
GROUND RENT	0.59	0.59
CASH / SMART CARD PURCHASE	806.00	1,521.50
PURCHASE OF GOLD KITCHEN	654.39	885.06
COMPOSITION FEES FOR PERIOD 1973-2015 PAYABLE TO CANTT BOARD	-	55,893.30
SALES TAX ADVANCE WRITTEN OFF	1,625.00	-
VAT ITC WRITTEN OFF	1,297.45	-
	<b>1,28,580.35</b>	<b>1,65,592.24</b>

As per our separate report of even date annexed  
**For Vinod Kumar Gupta & Associates**  
**Chartered Accountants**  
**CA. Nitesh Gupta**  
**(Partner)**  
M. No. 403015  
F.R.N. 002377C  
PAN No. AIMP1753G  
UDIN : 25403015BMLFZF8073  
Place : Agra  
Dated : 17.08.2025

**Air Cmde S K Gupta, VM**  
President

**Dr. Kaushal N Sharma**  
Hony Secretary

**Wg Cdr Vikas Yadav**  
Jt. Hony Secretary/Dir. Bar

**Sqn Ldr Meenakshi Shekhawat**  
Director (Finance)

**DIRECTORS :-**

**Col Dharmendra Singh (Entertainment)**

**Lt Col Karan Bir Sahi (Library & Garden)**

**Sh. Prashant Tiwari, PCS (Dev. & Planning)**

**Sh. Anil Magan (Property)**

**Sh. Sh. Sandeep Kochher (Kitchen)**

**Dr. Anupam Gupta (Sports)**

**AGRA CLUB LIMITED**  
**CIN - U91990UP1965NPL000130**  
**REGD. OFFICE - 191, THE MALL, AGRA CANTT, AGRA - 282001**

**Ageing of Trade Payables**

PARTICULERS	OUTSTANDING FOR FOLLOWING PERIOD FROM DUE DATE OF PAYMENT				TOTAL
	LESS THAN1 YEAR	1-2 YEAR	2-3 YEAR	>3 YEARS	FY 23-24
( I ) MSME	1365.53				1365.53
( II ) OTHERS	3623.36				3623.36
( III ) DISPUTES DUES-MSME					
( IIII ) DISPUTES DUES-OTHER					

PARTICULERS	OUTSTANDING FOR FOLLOWING PERIOD FROM DUE DATE OF PAYMENT				TOTAL
	LESS THAN1 YEAR	1-2 YEAR	2-3 YEAR	>3 YEARS	FY 24-25
( I ) MSME	3751.99				3751.99
( II ) OTHERS	1786.74				1786.74
( III ) DISPUTES DUES-MSME					
( IIII ) DISPUTES DUES-OTHER					

# Agra Club Limited, CIN - U91990UP1965NPL000130 191, THE MALL, AGRA

## DETAILS OF FIXED ASSETS & DEPRECIATION CHART AS ON 31.03.2025

Description of Asset	Date of purchase of new/ existing asset	Original Cost of Assets	WDV as on 31/03/24	Assets Purchase/(Deletion) during the year	Total Assets
<b>BUILDINGS</b>					
BUILDING I	07-06-2006	1,72,641.31	55,464.43	-	55,464.43
BUILDING II	15-08-2007	70,348.32	29,357.07	-	29,357.07
BUILDING III	31-03-2008	8,536.28	3,812.78	-	3,812.78
BUILDING IV	31-03-2008	106.60	47.62	-	47.62
BUILDING V	15-07-2008	709.32	321.62	-	321.62
BUILDING VI	05-08-2008	678.32	308.48	-	308.48
BUILDING VII	11-09-2008	1,026.11	469.09	-	469.09
BUILDING VIII	26-09-2008	337.94	154.82	-	154.82
BUILDING IX	13-10-2008	258.22	118.58	-	118.58
BUILDING X	10-11-2008	498.39	229.76	-	229.76
BUILDING XI	31-03-2009	4,117.28	1,935.53	-	1,935.53
BUILDING XII	31-03-2009	6,102.25	2,868.67	-	2,868.67
BUILDING XIII	31-03-2011	2,163.67	1,127.02	-	1,127.02
BUILDING XIV	31-03-2011	1,925.05	1,002.73	-	1,002.73
BUILDING XV	31-03-2012	4,418.37	2,420.38	-	2,420.38
BUILDING XVI	16-09-2014	1,494.69	928.61	-	928.61
BUILDING XVII	16-09-2014	1,938.00	1,204.03	-	1,204.03
BUILDING XVIII	31-03-2015	2,983.50	1,903.64	-	1,903.64
BUILDING XIX	31-03-2015	7,195.59	4,591.17	-	4,591.17
BUILDING XX	31-03-2015	14,595.00	9,312.40	-	9,312.40
BUILDING XXIV	27-06-2016	277.69	188.54	-	188.54
BUILDING XXV	27-09-2018	228.38	173.51	-	173.51
BUILDING XXVI	29-11-2018	892.00	683.78	-	683.78
BUILDING XXVII	13-12-2018	143.02	109.80	-	109.80
BUILDING XXVIII	06-01-2019	172.26	132.71	-	132.71
BUILDING XXIX	20-10-2023	2,473.00	2,418.80	-	2,418.80
BUILDING XXXI	27-03-2024	7,196.58	7,193.08	-	7,193.08
BUILDING XXXII	29-11-2023	817.11	803.58	-	803.58
BUILDING XXXIII	29-01-2024	376.94	373.82	-	373.82
BUILDING XXXIV	01-02-2024	23.99	23.80	-	23.80
BUILDING XXXV	23-03-2024	463.31	462.86	-	462.86
BUILDING XXXVI	01-07-2024	4,493.64	-	4,493.64	4,493.64
BUILDING XXXVII	23-07-2024	7,080.00	-	7,080.00	7,080.00
BUILDING XXXVIII	02-09-2024	17,700.00	-	17,700.00	17,700.00
BUILDING XXXIX	09-09-2024	24,177.42	-	24,177.42	24,177.42
BUILDING XL	18-09-2024	7,080.00	-	7,080.00	7,080.00
BUILDING XLI	20-09-2024	5,608.13	-	5,608.13	5,608.13
BUILDING XLII	22-11-2024	3,776.00	-	3,776.00	3,776.00
SWIMMING POOL I	20-04-2002	20,941.52	2,065.28	-	2,065.28
SWIMMING POOL II	31-03-2014	526.40	319.39	-	319.39
SWIMMING POOL III	19-05-2014	2,228.00	1,361.36	-	1,361.36
SWIMMING POOL IV	18-09-2014	547.20	340.13	-	340.13
SWIMMING POOL V	28-03-2019	153.57	119.59	-	119.59
SWIMMING POOL VI	30-03-2019	342.85	267.12	-	267.12
WATER TANK	24-03-2018	211.87	22.24	-	22.24
WATER TANK I	21-12-2019	461.86	93.60	-	93.60
WATER TANK II	17-02-2020	37.30	8.00	-	8.00
WATER TANK III	03-10-2023	100.43	85.06	-	85.06
		<b>4,10,604.68</b>	<b>1,34,824.46</b>	<b>69,915.19</b>	<b>2,04,739.65</b>
<b>COMPUTERS &amp; DATA PROCESSING UNITS</b>					
COMPUTER X	11-04-2012	240.00	1.83	-	1.83
COMPUTER XI	21-07-2012	116.50	1.87	-	1.87
COMPUTER XII	07-09-2013	375.00	18.75	-	18.75
COMPUTER XIII	15-10-2015	138.35	4.28	-	4.28
COMPUTER XIV	04-11-2015	466.67	15.23	-	15.23
COMPUTER XV	03-02-2016	349.65	14.86	-	14.86
COMPUTER XVI	21-03-2016	245.00	11.89	-	11.89

# Agra Club Limited, CIN - U91990UP1965NPL000130 191, THE MALL, AGRA

## DETAILS OF FIXED ASSETS & DEPRECIATION CHART AS ON 31.03.2025

Estimated useful life as per schedule II	Already expired useful life as on 31/03/24	Balance years	Asset used during the year	Time for which dep.is to be charged during the year	Rate of dep.	Depreciation Amount	Net block	Residual Value
60	17.83	42.17	1.00	1.00	4.32	2,396.06	53,068.37	8,632.07
60	16.64	43.36	1.00	1.00	4.78	1,403.27	27,953.80	3,517.42
60	16.01	43.99	1.00	1.00	4.86	185.30	3,627.48	426.81
60	16.01	43.99	1.00	1.00	4.86	2.31	45.31	5.33
60	15.72	44.28	1.00	1.00	4.86	15.63	305.99	35.47
60	15.66	44.34	1.00	1.00	4.86	14.99	293.49	33.92
60	15.56	44.44	1.00	1.00	4.86	22.80	446.29	51.31
60	15.52	44.48	1.00	1.00	4.86	7.52	147.30	16.90
60	15.47	44.53	1.00	1.00	4.86	5.76	112.82	12.91
60	15.40	44.60	1.00	1.00	4.86	11.17	218.59	24.92
60	15.01	44.99	1.00	1.00	4.86	94.07	1,841.46	205.86
60	15.01	44.99	1.00	1.00	4.86	139.42	2,729.25	305.11
60	13.01	46.99	1.00	1.00	4.86	54.77	1,072.25	108.18
60	13.01	46.99	1.00	1.00	4.86	48.73	954.00	96.25
60	12.01	47.99	1.00	1.00	4.87	117.87	2,302.51	220.92
60	9.55	50.45	1.00	1.00	4.87	45.22	883.39	74.73
60	9.55	50.45	1.00	1.00	4.87	58.64	1,145.39	96.90
60	9.01	50.99	1.00	1.00	4.87	92.71	1,810.93	149.18
60	9.01	50.99	1.00	1.00	4.87	223.59	4,367.58	359.78
60	9.01	50.99	1.00	1.00	4.87	453.51	8,858.89	729.75
60	7.76	52.24	1.00	1.00	4.87	9.18	179.36	13.88
60	5.51	54.49	1.00	1.00	4.87	8.45	165.06	11.42
60	5.34	54.66	1.00	1.00	4.87	33.30	650.48	44.60
60	5.30	54.70	1.00	1.00	4.87	5.35	104.45	7.15
60	5.24	54.76	1.00	1.00	4.87	6.46	126.25	8.61
60	0.45	59.55	1.00	1.00	4.87	117.80	2,301.00	123.65
60	0.01	59.99	1.00	1.00	4.87	350.30	6,842.78	359.83
60	0.34	59.66	1.00	1.00	4.87	39.13	764.45	40.86
60	0.17	59.83	1.00	1.00	4.87	18.21	355.61	18.85
60	0.16	59.84	1.00	1.00	4.87	1.16	22.64	1.20
60	0.02	59.98	1.00	1.00	4.87	22.54	440.32	23.17
60	-	60.00	0.75	0.75	4.87	164.13	4,329.51	224.68
60	-	60.00	0.69	0.69	4.87	237.91	6,842.09	354.00
60	-	60.00	0.58	0.58	4.87	499.95	17,200.05	885.00
60	-	60.00	0.56	0.56	4.87	659.37	23,518.05	1,208.87
60	-	60.00	0.53	0.53	4.87	182.74	6,897.26	354.00
60	-	60.00	0.53	0.53	4.87	144.75	5,463.38	280.41
60	-	60.00	0.35	0.35	4.87	64.36	3,711.64	188.80
60	21.96	38.04	1.00	1.00	1.77	36.56	2,028.72	1,047.08
60	10.01	49.99	1.00	1.00	4.87	15.55	303.84	26.32
60	9.87	50.13	1.00	1.00	4.87	66.30	1,295.06	111.40
60	9.54	50.46	1.00	1.00	4.87	16.56	323.57	27.36
60	5.01	54.99	1.00	1.00	4.87	5.82	113.77	7.68
60	5.01	54.99	1.00	1.00	4.87	13.01	254.11	17.14
8	6.02	1.98	1.00	1.00	31.24	6.95	15.29	10.59
8	4.28	3.72	1.00	1.00	31.35	29.34	64.26	23.09
8	4.12	3.88	1.00	1.00	31.28	2.50	5.50	1.87
8	0.49	7.51	1.00	1.00	31.39	26.70	58.36	5.02
						<b>8,177.72</b>	<b>1,96,561.93</b>	<b>20,530.25</b>
3	11.98	- 8.98	1.00	-	-	-	1.83	12.00
3	11.70	- 8.70	1.00	-	-	-	1.87	5.83
3	10.57	- 7.57	1.00	-	-	-	18.75	18.75
3	8.47	- 5.47	1.00	-	-	-	4.28	6.92
3	8.41	- 5.41	1.00	-	-	-	15.23	23.33
3	8.16	- 5.16	1.00	-	-	-	14.86	17.48
3	8.03	- 5.03	1.00	-	-	-	11.89	12.25

# Agra Club Limited, CIN - U91990UP1965NPL000130 191, THE MALL, AGRA

## DETAILS OF FIXED ASSETS & DEPRECIATION CHART AS ON 31.03.2025

Description of Asset	Date of purchase of new/ existing asset	Original Cost of Assets	WDV as on 31/03/24	Assets Purchase/(Deletion) during the year	Total Assets
COMPUTER XVII	17-05-2016	337.52	17.68	-	17.68
COMPUTER XVIII	27-06-2016	41.00	2.22	-	2.22
COMPUTER XIX	09-12-2018	93.10	5.27	-	5.27
COMPUTER XX	13-12-2018	47.88	2.71	-	2.71
COMPUTER XXI	29-01-2019	93.10	5.09	-	5.09
COMPUTER XXII	07-09-2019	220.00	12.46	-	12.46
COMPUTER XXIII	22-07-2020	550.84	30.45	-	30.45
COMPUTER XXIV	02-09-2020	88.98	5.02	-	5.02
COMPUTER XXV	30-09-2022	983.05	236.22	-	236.22
COMPUTER XXVI	29-10-2022	110.17	28.56	-	28.56
COMPUTER XXVII	11-11-2023	194.92	146.91	-	146.91
COMPUTER XXVIII	18-12-2023	190.00	156.40	-	156.40
COMPUTER XXIX	02-02-2024	92.18	82.86	-	82.86
COMPUTER XXX	09-09-2024	102.54	-	102.54	102.54
COMPUTER XXXI	13-12-2024	50.85	-	50.85	50.85
COMPUTER XXXII	28-12-2024	279.66	-	279.66	279.66
COMPUTER XXXIII	30-12-2024	279.66	-	279.66	279.66
COMPUTER XXXIV	08-03-2025	97.46	-	97.46	97.46
WEBSITE DEVELOPMENT	13-01-2020	625.00	76.82	-	76.82
WEBSITE DEVELOPMENT	31-10-2022	269.48	136.50	-	136.50
WEBSITE DEVELOPMENT	07-12-2020	437.50	84.78	-	84.78
WEBSITE DEVELOPMENT	01-04-2024	375.00	-	375.00	375.00
WEBSITE DEVELOPMENT	01-07-2024	120.00	-	120.00	120.00
WEBSITE DEVELOPMENT	06-07-2024	220.00	-	220.00	220.00
WEBSITE DEVELOPMENT	08-08-2024	475.00	-	475.00	475.00
		<b>8,306.05</b>	<b>1,098.67</b>	<b>2,000.17</b>	<b>3,098.84</b>
<b>OFFICE EQUIPMENTS</b>					
OFFICE EQUIPMENTS III	25-12-2010	170.00	5.75	-	5.75
OFFICE EQUIPMENTS IV	22-12-2015	135.00	7.03	-	7.03
OFFICE EQUIPMENTS V	13-09-2016	160.30	8.38	-	8.38
OFFICE EQUIPMENTS VI	12-01-2017	143.00	7.41	-	7.41
OFFICE EQUIPMENTS VII	21-02-2017	140.00	7.15	-	7.15
OFFICE EQUIPMENTS VIII	20-03-2017	80.15	4.03	-	4.03
OFFICE EQUIPMENTS VIX	10-11-2017	40.00	2.09	-	2.09
OFFICE EQUIPMENTS VX	11-12-2017	39.00	2.03	-	2.03
OFFICE EQUIPMENTS VXI	04-01-2018	145.00	7.52	-	7.52
OFFICE EQUIPMENTS VXII	27-09-2018	169.91	8.89	-	8.89
OFFICE EQUIPMENTS VXIII	03-01-2019	82.20	4.26	-	4.26
OFFICE EQUIPMENTS VXIV	14-01-2019	158.50	8.20	-	8.20
OFFICE EQUIPMENTS VXV	15-02-2019	80.00	4.09	-	4.09
OFFICE EQUIPMENTS VXVI	31-03-2019	60.00	3.00	-	3.00
OFFICE EQUIPMENTS VXVII	27-07-2019	82.20	4.99	-	4.99
OFFICE EQUIPMENTS VXVIII	01-02-2022	66.10	18.34	-	18.34
OFFICE EQUIPMENTS VXIX	11-08-2023	120.00	85.39	-	85.39
OFFICE EQUIPMENTS VXX	26-12-2023	380.00	335.47	-	335.47
OFFICE EQUIPMENTS VXXI	12-04-2024	539.37	-	539.37	539.37
SANITARY FITTING III	12-03-2012	357.52	17.97	-	17.97
SANITARY FITTING IV	20-04-2019	813.83	136.08	-	136.08
SANITARY FITTING V	27-02-2020	79.52	18.70	-	18.70
SANITARY FITTING VI	23-07-2023	39.73	31.17	-	31.17
CCTV CAMERA I	01-09-2019	1,686.60	95.27	-	95.27
CCTV CAMERA II	05-09-2019	303.80	17.19	-	17.19
CCTV CAMERA III	01-10-2019	67.80	3.86	-	3.86
CCTV CAMERA IV	16-02-2020	139.06	7.45	-	7.45
CCTV CAMERA V	18-02-2020	40.63	2.18	-	2.18
CCTV CAMERA VI	04-01-2024	188.43	159.87	-	159.87
CCTV CAMERA VII	20-02-2024	71.56	66.59	-	66.59
FIRE FITTING EQUIP I	12-08-2019	267.60	16.66	-	16.66
FIRE FITTING EQUIP II	10-02-2020	1,520.13	127.67	-	127.67



# Agra Club Limited, CIN - U91990UP1965NPL000130 191, THE MALL, AGRA

## DETAILS OF FIXED ASSETS & DEPRECIATION CHART AS ON 31.03.2025

Estimated useful life as per schedule II	Already expired useful life as on 31/03/24	Balance years	Asset used during the year	Time for which dep.is to be charged during the year	Rate of dep.	Depreciation Amount	Net block	Residual Value
3	7.88	- 4.88	1.00	-	-	-	17.68	16.88
3	7.76	- 4.76	1.00	-	-	-	2.22	2.05
3	5.31	- 2.31	1.00	-	-	-	5.27	4.66
3	5.30	- 2.30	1.00	-	-	-	2.71	2.39
3	5.17	- 2.17	1.00	-	-	-	5.09	4.66
3	4.57	- 1.57	1.00	-	-	-	12.46	11.00
3	3.69	- 0.69	1.00	-	-	-	30.45	27.54
3	3.58	- 0.58	1.00	-	-	-	5.02	4.45
3	1.50	- 1.50	1.00	1.00	64.89	153.28	82.94	49.15
3	1.42	- 1.58	1.00	1.00	64.71	18.48	10.08	5.51
3	0.39	- 2.61	1.00	1.00	64.63	94.94	51.97	9.75
3	0.28	- 2.72	1.00	1.00	64.29	100.55	55.85	9.50
3	0.16	- 2.84	1.00	1.00	63.84	52.90	29.96	4.61
3	-	- 3.00	0.56	0.56	63.16	36.27	66.27	5.13
3	-	- 3.00	0.30	0.30	63.16	9.63	41.22	2.54
3	-	- 3.00	0.25	0.25	63.16	44.16	235.50	13.98
3	-	- 3.00	0.25	0.25	63.16	44.16	235.50	13.98
3	-	- 3.00	0.06	0.06	63.16	3.69	93.77	4.87
6	4.22	- 1.78	1.00	1.00	39.67	30.47	46.35	31.25
6	1.42	- 4.58	1.00	1.00	39.68	54.16	82.34	13.47
6	3.32	- 2.68	1.00	1.00	39.68	33.64	51.14	21.88
6	-	- 6.00	1.00	1.00	39.30	147.38	227.62	18.75
6	-	- 6.00	0.75	0.75	39.30	35.37	84.63	6.00
6	-	- 6.00	0.73	0.73	39.30	63.12	156.88	11.00
6	-	- 6.00	0.64	0.64	39.30	119.47	355.53	23.75
						<b>1,041.67</b>	<b>2,057.17</b>	<b>415.31</b>

5	13.27	- 8.27	1.00	-	-	-	5.75	8.50
5	8.28	- 3.28	1.00	-	-	-	7.03	6.75
5	7.55	- 2.55	1.00	-	-	-	8.38	8.02
5	7.22	- 2.22	1.00	-	-	-	7.41	7.15
5	7.11	- 2.11	1.00	-	-	-	7.15	7.00
5	7.04	- 2.04	1.00	-	-	-	4.03	4.01
5	6.39	- 1.39	1.00	-	-	-	2.09	2.00
5	6.31	- 1.31	1.00	-	-	-	2.03	1.95
5	6.24	- 1.24	1.00	-	-	-	7.52	7.25
5	5.51	- 0.51	1.00	-	-	-	8.89	8.50
5	5.24	- 0.24	1.00	-	-	-	4.26	4.11
5	5.21	- 0.21	1.00	-	-	-	8.20	7.93
5	5.13	- 0.13	1.00	-	-	-	4.09	4.00
5	5.01	- 0.01	1.00	-	-	-	3.00	3.00
5	4.68	- 0.32	1.00	0.32	45.45	0.73	4.26	4.11
5	2.16	- 2.84	1.00	1.00	45.31	8.31	10.03	3.31
5	0.64	- 4.36	1.00	1.00	45.61	38.95	46.44	6.00
5	0.26	- 4.74	1.00	1.00	45.43	152.40	183.07	19.00
5	-	- 5.00	0.97	0.97	45.07	235.80	303.57	26.97
8	12.06	- 4.06	1.00	-	-	-	17.97	17.88
8	4.95	- 3.05	1.00	1.00	32.69	44.48	91.60	40.69
8	4.09	- 3.91	1.00	1.00	32.69	6.11	12.59	3.98
8	0.69	- 7.31	1.00	1.00	31.38	9.78	21.39	1.99
3	4.58	- 1.58	1.00	-	-	-	95.27	84.33
3	4.57	- 1.57	1.00	-	-	-	17.19	15.19
3	4.50	- 1.50	1.00	-	-	-	3.86	3.39
3	4.12	- 1.12	1.00	-	-	-	7.45	6.95
3	4.12	- 1.12	1.00	-	-	-	2.18	2.03
3	0.24	- 2.76	1.00	1.00	64.15	102.56	57.31	9.42
3	0.11	- 2.89	1.00	1.00	63.64	42.38	24.21	3.58
5	4.64	- 0.36	1.00	0.36	45.63	2.74	13.92	13.38
5	4.14	- 0.86	1.00	0.86	45.29	49.73	77.94	76.01

# Agra Club Limited, CIN - U91990UP1965NPL000130 191, THE MALL, AGRA

## DETAILS OF FIXED ASSETS & DEPRECIATION CHART AS ON 31.03.2025

Description of Asset	Date of purchase of new/ existing asset	Original Cost of Assets	WDV as on 31/03/24	Assets Purchase/(Deletion) during the year	Total Assets
FIRE FITTING EQUIP III	05-03-2020	50.00	4.37	-	4.37
FIRE FITTING EQUIP IV	02-02-2022	323.00	89.64	-	89.64
FIRE FITTING EQUIP V	18-03-2023	412.50	222.21	-	222.21
FIRE FITTING EQUIP VI	19-03-2023	412.50	223.32	-	223.32
FIRE FITTING EQUIP VII	20-03-2023	412.50	223.32	-	223.32
FIRE FITTING EQUIP VIII	21-03-2023	392.00	212.22	-	212.22
FIRE FITTING EQUIP IX	23-03-2023	370.00	201.29	-	201.29
FIRE FITTING EQUIP X	31-05-2023	482.65	299.92	-	299.92
AUDIO VISUAL EQUIP I	02-09-2006	5,647.56	282.57	-	282.57
AUDIO VISUAL EQUIP II	08-12-2007	890.00	44.78	-	44.78
AUDIO VISUAL EQUIP III	27-12-2008	83.20	4.18	-	4.18
AUDIO VISUAL EQUIP IV	29-07-2009	672.26	36.09	-	36.09
AUDIO VISUAL EQUIP V	19-08-2010	920.00	61.97	-	61.97
AUDIO VISUAL EQUIP VI	27-09-2010	200.00	13.76	-	13.76
AUDIO VISUAL EQUIP VII	08-04-2011	157.90	12.11	-	12.11
AUDIO VISUAL EQUIP VIII	24-11-2012	12.00	1.27	-	1.27
AUDIO VISUAL EQUIP IX	13-07-2013	28.00	3.33	-	3.33
AUDIO VISUAL EQUIP X	13-09-2013	658.70	80.85	-	80.85
AUDIO VISUAL EQUIP XI	13-09-2013	313.50	38.48	-	38.48
AUDIO VISUAL EQUIP XII	13-09-2013	44.75	5.49	-	5.49
AUDIO VISUAL EQUIP XIII	06-08-2014	102.66	14.97	-	14.97
AUDIO VISUAL EQUIP XIV	02-08-2016	24.90	5.40	-	5.40
AUDIO VISUAL EQUIP XV	18-01-2019	175.00	62.07	-	62.07
AUDIO VISUAL EQUIP XVI	13-05-2019	172.03	65.01	-	65.01
AUDIO VISUAL EQUIP XVII	09-08-2019	312.50	124.13	-	124.13
AUDIO VISUAL EQUIP XVIII	08-11-2019	210.94	88.08	-	88.08
AUDIO VISUAL EQUIP XIX	02-04-2021	223.21	122.87	-	122.87
AUDIO VISUAL EQUIP XX	12-07-2023	277.34	241.20	-	241.20
AUDIO VISUAL EQUIP XXI	01-11-2023	187.42	173.51	-	173.51
PUMPING INSTALLTION I	02-06-2005	3,719.05	186.07	-	186.07
PUMPING INSTALLTION II	24-06-2006	374.00	18.79	-	18.79
PUMPING INSTALLTION III	30-09-2006	437.00	22.02	-	22.02
PUMPING INSTALLTION IV	21-07-2008	52.60	2.65	-	2.65
PUMPING INSTALLTION V	21-07-2008	87.86	4.42	-	4.42
PUMPING INSTALLTION VI	01-10-2010	85.50	5.90	-	5.90
PUMPING INSTALLTION VII	01-06-2011	83.00	6.56	-	6.56
PUMPING INSTALLTION VIII	13-06-2011	115.50	9.18	-	9.18
PUMPING INSTALLTION IX	14-07-2011	135.13	10.93	-	10.93
PUMPING INSTALLTION X	23-01-2013	270.90	29.49	-	29.49
PUMPING INSTALLTION XI	17-06-2015	182.00	31.51	-	31.51
PUMPING INSTALLTION XII	18-11-2015	130.00	24.48	-	24.48
PUMPING INSTALLTION XIII	05-09-2018	800.00	263.89	-	263.89
PUMPING INSTALLTION XIV	19-12-2018	1,200.00	419.10	-	419.10
PUMPING INSTALLTION XV	21-12-2019	401.82	171.39	-	171.39
REFRIGERATION & AC XXI	11-08-2014	782.04	-	-	-
REFRIGERATION & AC XXII	24-07-2015	191.00	14.16	-	14.16
REFRIGERATION & AC XXIII	21-09-2015	794.60	61.82	-	61.82
REFRIGERATION & AC XXIV	05-05-2016	373.79	35.03	-	35.03
REFRIGERATION & AC XXV	12-05-2017	112.00	14.26	-	14.26
REFRIGERATION & AC XXVI	01-10-2017	3,710.00	506.66	-	506.66
REFRIGERATION & AC XXVII	29-04-2018	64.06	10.89	-	10.89
REFRIGERATION & AC XXVIII	18-05-2018	480.47	83.00	-	83.00
REFRIGERATION & AC XXIX	04-06-2018	160.16	28.10	-	28.10
REFRIGERATION & AC XXX	07-06-2018	285.16	50.12	-	50.12
REFRIGERATION & AC XXXI	17-07-2018	64.06	11.65	-	11.65
REFRIGERATION & AC XXXII	27-07-2018	203.13	37.22	-	37.22
REFRIGERATION & AC XXXIII	11-04-2019	992.19	224.01	-	224.01
REFRIGERATION & AC XXXIV	22-05-2019	423.72	99.14	-	99.14
REFRIGERATION & AC XXXV	27-05-2019	130.00	30.50	-	30.50
REFRIGERATION & AC XXXVI	31-05-2019	4,009.50	943.90	-	943.90

# Agra Club Limited, CIN - U91990UP1965NPL000130 191, THE MALL, AGRA

## DETAILS OF FIXED ASSETS & DEPRECIATION CHART AS ON 31.03.2025

Estimated useful life as per schedule II	Already expired useful life as on 31/03/24	Balance years	Asset used during the year	Time for which dep.is to be charged during the year	Rate of dep.	Depreciation Amount	Net block	Residual Value
5	4.07	0.93	1.00	0.93	45.11	1.83	2.54	2.50
5	2.16	2.84	1.00	1.00	45.31	40.62	49.02	16.15
5	1.04	3.96	1.00	1.00	45.13	100.28	121.93	20.63
5	1.04	3.96	1.00	1.00	45.20	100.94	122.38	20.63
5	1.03	3.97	1.00	1.00	45.12	100.76	122.56	20.63
5	1.03	3.97	1.00	1.00	45.12	95.75	116.47	19.60
5	1.02	3.98	1.00	1.00	45.11	90.80	110.49	18.50
5	0.84	4.16	1.00	1.00	45.43	136.25	163.67	24.13
15	17.59	-	1.00	-	-	-	282.57	282.38
15	16.32	-	1.00	-	-	-	44.78	44.50
15	15.27	-	1.00	-	-	-	4.18	4.16
15	14.68	0.32	1.00	0.32	19.94	2.30	33.79	33.61
15	13.62	1.38	1.00	1.00	19.42	12.03	49.94	46.00
15	13.52	1.48	1.00	1.00	19.40	2.67	11.09	10.00
15	12.99	2.01	1.00	1.00	19.16	2.32	9.79	7.90
15	11.36	3.64	1.00	1.00	18.54	0.23	1.04	0.60
15	10.72	4.28	1.00	1.00	18.31	0.61	2.72	1.40
15	10.55	4.45	1.00	1.00	18.28	14.78	66.07	32.94
15	10.55	4.45	1.00	1.00	18.28	7.03	31.45	15.68
15	10.55	4.45	1.00	1.00	18.27	1.00	4.49	2.24
15	9.66	5.34	1.00	1.00	18.17	2.72	12.25	5.13
15	7.67	7.33	1.00	1.00	18.15	0.98	4.42	1.25
15	5.20	9.80	1.00	1.00	18.12	11.25	50.82	8.75
15	4.89	10.11	1.00	1.00	18.13	11.79	53.22	8.60
15	4.65	10.35	1.00	1.00	18.15	22.53	101.60	15.63
15	4.40	10.60	1.00	1.00	18.15	15.99	72.09	10.55
15	3.00	12.00	1.00	1.00	18.12	22.26	100.61	11.16
15	0.72	14.28	1.00	1.00	18.13	43.73	197.47	13.87
15	0.41	14.59	1.00	1.00	18.13	31.46	142.05	9.37
15	18.84	-	1.00	-	-	-	186.07	185.95
15	17.78	-	1.00	-	-	-	18.79	18.70
15	17.51	-	1.00	-	-	-	22.02	21.85
15	15.70	-	1.00	-	-	-	2.65	2.63
15	15.70	-	1.00	-	-	-	4.42	4.39
15	13.51	1.49	1.00	1.00	19.45	1.15	4.75	4.28
15	12.84	2.16	1.00	1.00	19.10	1.25	5.31	4.15
15	12.81	2.19	1.00	1.00	19.09	1.75	7.43	5.78
15	12.72	2.28	1.00	1.00	19.02	2.08	8.85	6.76
15	11.19	3.81	1.00	1.00	18.47	5.45	24.04	13.55
15	8.79	6.21	1.00	1.00	18.13	5.71	25.80	9.10
15	8.37	6.63	1.00	1.00	18.13	4.44	20.04	6.50
15	5.57	9.43	1.00	1.00	18.13	47.84	216.05	40.00
15	5.28	9.72	1.00	1.00	18.13	75.98	343.12	60.00
15	4.28	10.72	1.00	1.00	18.12	31.06	140.33	20.09
10	9.64	0.36	1.00	0.36	-	-	-	-
10	8.69	1.31	1.00	1.00	25.99	3.68	10.48	9.55
10	8.53	1.47	1.00	1.00	25.97	16.05	45.77	39.73
10	7.91	2.09	1.00	1.00	25.96	9.09	25.94	18.69
10	6.89	3.11	1.00	1.00	25.96	3.70	10.56	5.60
10	6.50	3.50	1.00	1.00	24.95	126.41	380.25	185.50
10	5.93	4.07	1.00	1.00	25.97	2.83	8.06	3.20
10	5.87	4.13	1.00	1.00	25.93	21.52	61.48	24.02
10	5.83	4.17	1.00	1.00	26.00	7.31	20.79	8.01
10	5.82	4.18	1.00	1.00	25.97	13.02	37.10	14.26
10	5.71	4.29	1.00	1.00	26.00	3.03	8.62	3.20
10	5.68	4.32	1.00	1.00	25.96	9.66	27.56	10.16
10	4.98	5.02	1.00	1.00	25.94	58.11	165.90	49.61
10	4.86	5.14	1.00	1.00	25.94	25.72	73.42	21.19
10	4.85	5.15	1.00	1.00	25.93	7.91	22.59	6.50
10	4.84	5.16	1.00	1.00	25.94	244.85	699.05	200.48

# Agra Club Limited, CIN - U91990UP1965NPL000130 191, THE MALL, AGRA

## DETAILS OF FIXED ASSETS & DEPRECIATION CHART AS ON 31.03.2025

Description of Asset	Date of purchase of new/ existing asset	Original Cost of Assets	WDV as on 31/03/24	Assets Purchase/(Deletion) during the year	Total Assets
REFRIGERATION & AC XXXVII	20-06-2019	663.61	159.24	-	159.24
REFRIGERATION & AC XXXVIII	02-07-2019	1,505.09	364.48	-	364.48
REFRIGERATION & AC XXXIX	01-10-2019	257.81	67.40	-	67.40
REFRIGERATION & AC XXXX	19-03-2021	613.28	228.22	-	228.22
REFRIGERATION & AC XXXXI	02-07-2022	428.13	255.43	-	255.43
REFRIGERATION & AC XXXXII	12-08-2022	729.69	452.08	-	452.08
REFRIGERATION & AC XXXXIII	01-04-2023	146.61	108.65	-	108.65
REFRIGERATION & AC XXXXIV	10-05-2023	582.03	447.92	-	447.92
REFRIGERATION & AC XXXXV	12-07-2023	482.02	392.17	-	392.17
REFRIGERATION & AC XXXXVI	05-04-2024	221.09	-	221.09	221.09
REFRIGERATION & AC XXXXVII	06-04-2024	19.92	-	19.92	19.92
REFRIGERATION & AC XXXXVIII	09-05-2024	244.07	-	244.07	244.07
REFRIGERATION & AC XXXXIX	13-05-2024	1,687.50	-	1,687.50	1,687.50
REFRIGERATION & AC L	25-05-2024	591.19	-	591.19	591.19
REFRIGERATION & AC LI	08-06-2024	410.12	-	410.12	410.12
REFRIGERATION & AC LII	21-06-2024	100.00	-	100.00	100.00
REFRIGERATION & AC LIII	31-07-2024	499.76	-	499.76	499.76
REFRIGERATION & AC LIV	14-08-2024	1,400.00	-	1,400.00	1,400.00
REFRIGERATION & AC LV	30-08-2024	445.00	-	445.00	445.00
		<b>54,413.10</b>	<b>10,015.55</b>	<b>6,158.01</b>	<b>16,173.56</b>
<b>FURNITURES &amp; FIXTURES</b>					
FIXTURE & FITTING II	25-04-2007	2,018.75	37.77	-	37.77
FIXTURE & FITTING III	24-05-2007	43.81	1.69	-	1.69
FIXTURE & FITTING IV	27-09-2007	97.54	4.16	-	4.16
FIXTURE & FITTING V	26-02-2008	607.50	29.48	-	29.48
FIXTURE & FITTING VI	22-09-2008	1,788.00	73.53	-	73.53
FIXTURE & FITTING VII	19-03-2009	132.00	6.52	-	6.52
FIXTURE & FITTING VIII	27-12-2010	600.00	30.29	-	30.29
FIXTURE & FITTING IX	30-07-2013	507.00	25.60	-	25.60
FIXTURE & FITTING X	12-10-2015	4,053.30	321.08	-	321.08
FIXTURE & FITTING XI	27-04-2016	6,913.00	643.13	-	643.13
FIXTURE & FITTING XII	27-02-2017	233.58	27.96	-	27.96
FIXTURE & FITTING XIII	08-03-2017	162.00	19.52	-	19.52
FIXTURE & FITTING XIV	04-04-2019	328.12	73.61	-	73.61
FIXTURE & FITTING XV	05-04-2019	146.79	32.93	-	32.93
FIXTURE & FITTING XVI	06-04-2019	123.00	27.59	-	27.59
FIXTURE & FITTING XVII	13-04-2019	142.00	32.06	-	32.06
FIXTURE & FITTING XVIII	01-05-2019	106.77	24.50	-	24.50
FIXTURE & FITTING XIX	01-05-2019	37.16	8.53	-	8.53
FIXTURE & FITTING XX	08-05-2019	65.00	15.02	-	15.02
FIXTURE & FITTING XXI	09-05-2019	2,613.58	603.71	-	603.71
FIXTURE & FITTING XXII	10-05-2019	28.24	6.54	-	6.54
FIXTURE & FITTING XXIII	27-02-2020	785.80	231.26	-	231.26
FIXTURE & FITTING XXIV	01-07-2020	1,561.83	510.83	-	510.83
FIXTURE & FITTING XXV	16-07-2020	338.26	112.06	-	112.06
FIXTURE & FITTING XXVI	10-08-2020	49.50	16.75	-	16.75
FIXTURE & FITTING XXVII	12-08-2020	194.05	65.89	-	65.89
FIXTURE & FITTING XXIII	28-08-2020	449.20	154.41	-	154.41
FIXTURE & FITTING XXIV	07-11-2021	228.24	112.46	-	112.46
FIXTURE & FITTING XXV	11-01-2022	36.19	18.71	-	18.71
FIXTURE & FITTING XXVI	21-06-2022	3,061.50	1,809.23	-	1,809.23
FIXTURE & FITTING XXVII	18-10-2023	42.86	37.87	-	37.87
FIXTURE & FITTING XXVIII	28-01-2024	75.25	71.94	-	71.94
FIXTURE & FITTING XXIX	15-02-2024	11,767.25	11,401.67	-	11,401.67
FIXTURE & FITTING XXX	01-06-2024	177.97	-	177.97	177.97
FIXTURE & FITTING XXXI	08-06-2024	75.34	-	75.34	75.34
ELECTRIC INSTALLATION II	24-11-2005	10,549.39	365.82	-	365.82
ELECTRIC INSTALLATION III	10-09-2007	73.50	2.65	-	2.65
ELECTRIC INSTALLATION IV	31-12-2007	1,358.99	59.23	-	59.23



# Agra Club Limited, CIN - U91990UP1965NPL000130 191, THE MALL, AGRA

## DETAILS OF FIXED ASSETS & DEPRECIATION CHART AS ON 31.03.2025

Estimated useful life as per schedule II	Already expired useful life as on 31/03/24	Balance years	Asset used during the year	Time for which dep.is to be charged during the year	Rate of dep.	Depreciation Amount	Net block	Residual Value
10	4.78	5.22	1.00	1.00	25.95	41.32	117.92	33.18
10	4.75	5.25	1.00	1.00	25.95	94.58	269.90	75.25
10	4.50	5.50	1.00	1.00	25.97	17.50	49.90	12.89
10	3.04	6.96	1.00	1.00	25.05	57.17	171.05	30.66
10	1.75	8.25	1.00	1.00	25.96	66.31	189.12	21.41
10	1.64	8.36	1.00	1.00	26.00	117.54	334.54	36.48
10	1.00	9.00	1.00	1.00	25.89	28.13	80.52	7.33
10	0.89	9.11	1.00	1.00	25.92	116.10	331.82	29.10
10	0.72	9.28	1.00	1.00	25.96	101.81	290.36	24.10
10	-	10.00	0.99	0.99	25.89	56.67	164.42	11.05
10	-	10.00	0.98	0.98	25.89	5.05	14.87	1.00
10	-	10.00	0.89	0.89	25.89	56.24	187.83	12.20
10	-	10.00	0.88	0.88	25.89	384.47	1,303.03	84.38
10	-	10.00	0.85	0.85	25.89	130.10	461.09	29.56
10	-	10.00	0.81	0.81	25.89	86.01	324.11	20.51
10	-	10.00	0.78	0.78	25.89	20.19	79.81	5.00
10	-	10.00	0.67	0.67	25.89	86.69	413.07	24.99
10	-	10.00	0.63	0.63	25.89	228.35	1,171.65	70.00
10	-	10.00	0.58	0.58	25.89	66.82	378.18	22.25
						<b>4,057.53</b>	<b>12,116.03</b>	<b>2,681.64</b>
10	16.95	- 6.95	1.00	-	-	-	37.77	100.94
10	16.87	- 6.87	1.00	-	-	-	1.69	2.19
10	16.52	- 6.52	1.00	-	-	-	4.16	4.88
10	16.10	- 6.10	1.00	-	-	-	29.48	30.38
10	15.53	- 5.53	1.00	-	-	-	73.53	89.40
10	15.04	- 5.04	1.00	-	-	-	6.52	6.60
10	13.27	- 3.27	1.00	-	-	-	30.29	30.00
10	10.68	- 0.68	1.00	-	-	-	25.60	25.35
10	8.47	1.53	1.00	1.00	25.97	83.38	237.70	202.67
10	7.93	2.07	1.00	1.00	25.92	166.70	476.43	345.65
10	7.09	2.91	1.00	1.00	25.91	7.24	20.72	11.68
10	7.07	2.93	1.00	1.00	25.93	5.06	14.46	8.10
10	4.99	5.01	1.00	1.00	25.89	19.06	54.55	16.41
10	4.99	5.01	1.00	1.00	25.89	8.53	24.40	7.34
10	4.99	5.01	1.00	1.00	25.89	7.14	20.45	6.15
10	4.97	5.03	1.00	1.00	25.89	8.30	23.76	7.10
10	4.92	5.08	1.00	1.00	25.92	6.35	18.15	5.34
10	4.92	5.08	1.00	1.00	25.92	2.21	6.32	1.86
10	4.90	5.10	1.00	1.00	25.93	3.89	11.13	3.25
10	4.90	5.10	1.00	1.00	25.92	156.48	447.23	130.68
10	4.90	5.10	1.00	1.00	25.97	1.70	4.84	1.41
10	4.09	5.91	1.00	1.00	25.91	59.92	171.34	39.29
10	3.75	6.25	1.00	1.00	25.96	132.61	378.22	78.09
10	3.71	6.29	1.00	1.00	25.96	29.09	82.97	16.91
10	3.64	6.36	1.00	1.00	25.97	4.35	12.40	2.48
10	3.64	6.36	1.00	1.00	26.01	17.14	48.75	9.70
10	3.59	6.41	1.00	1.00	25.97	40.10	114.31	22.46
10	2.40	7.60	1.00	1.00	26.00	29.24	83.22	11.41
10	2.22	7.78	1.00	1.00	25.94	4.85	13.86	1.81
10	1.78	8.22	1.00	1.00	25.95	469.50	1,339.73	153.08
10	0.45	9.55	1.00	1.00	25.97	9.83	28.04	2.14
10	0.17	9.83	1.00	1.00	25.93	18.65	53.29	3.76
10	0.12	9.88	1.00	1.00	25.92	2,955.31	8,446.36	588.36
10	-	10.00	0.83	0.83	25.89	38.24	139.73	8.90
10	-	10.00	0.81	0.81	25.89	15.80	59.54	3.77
10	18.36	- 8.36	1.00	-	-	-	365.82	527.47
10	16.57	- 6.57	1.00	-	-	-	2.65	3.68
10	16.26	- 6.26	1.00	-	-	-	59.23	67.95



# Agra Club Limited, CIN - U91990UP1965NPL000130 191, THE MALL, AGRA

## DETAILS OF FIXED ASSETS & DEPRECIATION CHART AS ON 31.03.2025

Description of Asset	Date of purchase of new/ existing asset	Original Cost of Assets	WDV as on 31/03/24	Assets Purchase/(Deletion) during the year	Total Assets
ELECTRIC INSTALLATION V	29-04-2011	374.25	18.78	-	18.78
ELECTRIC INSTALLATION VI	23-03-2012	450.00	22.54	-	22.54
ELECTRIC INSTALLATION VII	29-03-2012	22.50	1.13	-	1.13
ELECTRIC INSTALLATION VIII	30-04-2012	1,214.45	60.95	-	60.95
ELECTRIC INSTALLATION IX	31-03-2013	8,048.80	402.66	-	402.66
ELECTRIC INSTALLATION X	09-07-2014	126.00	6.83	-	6.83
ELECTRIC INSTALLATION XI	21-07-2015	52.50	3.88	-	3.88
ELECTRIC INSTALLATION XII	11-04-2015	228.00	15.49	-	15.49
ELECTRIC INSTALLATION XIII	01-12-2016	53.60	5.98	-	5.98
ELECTRIC INSTALLATION XIV	30-10-2017	102.67	15.07	-	15.07
ELECTRIC INSTALLATION XV	19-06-2018	163.85	29.12	-	29.12
ELECTRIC INSTALLATION XVI	30-11-2018	168.76	34.34	-	34.34
ELECTRIC INSTALLATION XVII	03-01-2019	55.00	11.48	-	11.48
ELECTRIC INSTALLATION XVIII	16-01-2019	253.50	53.50	-	53.50
ELECTRIC INSTALLATION XIX	09-08-2019	142.82	35.79	-	35.79
ELECTRIC INSTALLATION XX	23-08-2019	1,826.44	461.94	-	461.94
ELECTRIC INSTALLATION XXI	22-07-2021	184.33	82.98	-	82.98
ELECTRIC INSTALLATION XXII	20-12-2022	53.13	27.11	-	27.11
ELECTRIC INSTALLATION XXIII	04-02-2024	714.41	686.67	-	686.67
ELECTRIC INSTALLATION XXIV	19-03-2024	62.71	62.22	-	62.22
ELECTRIC INSTALLATION XXV	09-05-2024	334.75	-	334.75	334.75
ELECTRIC INSTALLATION XXVI	13-05-2024	61.00	-	61.00	61.00
ELECTRIC INSTALLATION XXVII	21-05-2024	395.75	-	395.75	395.75
ELECTRIC INSTALLATION XXVIII	01-06-2024	423.72	-	423.72	423.72
ELECTRIC INSTALLATION XXIX	02-06-2024	94.37	-	94.37	94.37
ELECTRIC INSTALLATION XXX	31-08-2024	271.18	-	271.18	271.18
ELECTRIC INSTALLATION XXXI	25-10-2024	244.92	-	244.92	244.92
ELECTRIC INSTALLATION XXXII	27-10-2024	152.54	-	152.54	152.54
ELECTRIC INSTALLATION XXXIII	15-04-2024	188.14	-	188.14	188.14
TELECOM SYSTEM V	21-08-2010	135.00	1.97	-	1.97
TELECOM SYSTEM VI	08-08-2011	29.00	1.45	-	1.45
TELECOM SYSTEM VII	12-01-2013	34.00	1.43	-	1.43
TELECOM SYSTEM VIII	23-02-2013	406.61	18.86	-	18.86
TELECOM SYSTEM IX	09-03-2013	18.00	0.86	-	0.86
TELECOM SYSTEM X	17-01-2014	14.00	0.62	-	0.62
TELECOM SYSTEM XI	12-03-2014	36.00	1.75	-	1.75
TELECOM SYSTEM XII	07-06-2014	73.60	3.77	-	3.77
TELECOM SYSTEM XIII	03-09-2014	85.00	4.44	-	4.44
TELECOM SYSTEM XIV	07-04-2016	56.50	2.83	-	2.83
TELECOM SYSTEM XV	05-12-2016	43.00	2.24	-	2.24
TELECOM SYSTEM XVI	11-10-2018	77.68	4.06	-	4.06
TELECOM SYSTEM XVII	01-01-2019	38.16	1.98	-	1.98
TELECOM SYSTEM XVIII	12-09-2020	97.46	11.79	-	11.79
TELECOM SYSTEM XIX	30-01-2022	110.16	30.57	-	30.57
TELECOM SYSTEM XX	13-02-2024	172.71	162.59	-	162.59
TELECOM SYSTEM XXI	15-03-2024	1,746.02	1,714.54	-	1,714.54
TELECOM SYSTEM XXII	18-04-2024	160.94	-	160.94	160.94
TELECOM SYSTEM XXIII	01-08-2024	1,337.33	-	1,337.33	1,337.33
EMPTY JAR BOTTLES IV	25-02-2010	27.17	1.28	-	1.28
EMPTY JAR BOTTLES V	01-12-2012	16.00	0.82	-	0.82
EMPTY JAR BOTTLES VI	21-04-2014	350.00	17.55	-	17.55
EMPTY JAR BOTTLES VII	13-06-2018	16.00	1.83	-	1.83
TOILETS PORTABLE I	30-12-2023	860.00	804.34	-	804.34
TABLE TENNIS TABLE	27-01-2023	271.88	176.84	-	176.84
		<b>74,248.53</b>	<b>22,022.85</b>	<b>3,917.94</b>	<b>25,940.79</b>

# Agra Club Limited, CIN - U91990UP1965NPL000130 191, THE MALL, AGRA

## DETAILS OF FIXED ASSETS & DEPRECIATION CHART AS ON 31.03.2025

Estimated useful life as per schedule II	Already expired useful life as on 31/03/24	Balance years	Asset used during the year	Time for which dep.is to be charged during the year	Rate of dep.	Depreciation Amount	Net block	Residual Value
10	12.93	- 2.93	1.00	-	-	-	18.78	18.71
10	12.03	- 2.03	1.00	-	-	-	22.54	22.50
10	12.01	- 2.01	1.00	-	-	-	1.13	1.13
10	11.93	- 1.93	1.00	-	-	-	60.95	60.72
10	11.01	- 1.01	1.00	-	-	-	402.66	402.44
10	9.73	0.27	1.00	0.27	25.79	0.48	6.35	6.30
10	8.70	1.30	1.00	1.00	25.98	1.01	2.87	2.63
10	8.98	1.02	1.00	1.00	25.96	4.02	11.47	11.40
10	7.33	2.67	1.00	1.00	25.94	1.55	4.43	2.68
10	6.42	3.58	1.00	1.00	25.97	3.91	11.16	5.13
10	5.79	4.21	1.00	1.00	26.01	7.57	21.55	8.19
10	5.34	4.66	1.00	1.00	26.01	8.93	25.41	8.44
10	5.24	4.76	1.00	1.00	25.94	2.98	8.50	2.75
10	5.21	4.79	1.00	1.00	25.96	13.89	39.61	12.68
10	4.65	5.35	1.00	1.00	26.01	9.31	26.48	7.14
10	4.61	5.39	1.00	1.00	25.97	119.97	341.97	91.32
10	2.69	7.31	1.00	1.00	25.97	21.55	61.43	9.22
10	1.28	8.72	1.00	1.00	23.39	6.34	20.77	2.66
10	0.15	9.85	1.00	1.00	25.93	178.05	508.62	35.72
10	0.03	9.97	1.00	1.00	25.90	16.12	46.10	3.14
10	-	10.00	0.89	0.89	25.89	77.13	257.62	16.74
10	-	10.00	0.88	0.88	25.89	13.90	47.10	3.05
10	-	10.00	0.86	0.86	25.89	88.12	307.63	19.79
10	-	10.00	0.83	0.83	25.89	91.05	332.67	21.19
10	-	10.00	0.83	0.83	25.89	20.28	74.09	4.72
10	-	10.00	0.58	0.58	25.89	40.72	230.46	13.56
10	-	10.00	0.43	0.43	25.89	27.27	217.65	12.25
10	-	10.00	0.42	0.42	25.89	16.59	135.95	7.63
10	-	10.00	0.96	0.96	25.89	46.76	141.38	9.41
5	13.62	- 8.62	1.00	-	-	-	1.97	6.75
5	12.65	- 7.65	1.00	-	-	-	1.45	1.45
5	11.22	- 6.22	1.00	-	-	-	1.43	1.70
5	11.11	- 6.11	1.00	-	-	-	18.86	20.33
5	11.07	- 6.07	1.00	-	-	-	0.86	0.90
5	10.21	- 5.21	1.00	-	-	-	0.62	0.70
5	10.06	- 5.06	1.00	-	-	-	1.75	1.80
5	9.82	- 4.82	1.00	-	-	-	3.77	3.68
5	9.58	- 4.58	1.00	-	-	-	4.44	4.25
5	7.99	- 2.99	1.00	-	-	-	2.83	2.83
5	7.32	- 2.32	1.00	-	-	-	2.24	2.15
5	5.47	- 0.47	1.00	-	-	-	4.06	3.88
5	5.25	- 0.25	1.00	-	-	-	1.98	1.91
5	3.55	1.45	1.00	1.00	45.62	5.38	6.41	4.87
5	2.17	2.83	1.00	1.00	45.43	13.89	16.68	5.51
5	0.13	4.87	1.00	1.00	45.27	73.61	88.98	8.64
5	0.04	4.96	1.00	1.00	45.14	773.94	940.60	87.30
5	-	5.00	0.95	0.95	45.07	68.91	92.03	8.05
5	-	5.00	0.66	0.66	45.07	397.80	939.53	66.87
8	14.10	- 6.10	1.00	-	-	-	1.28	1.36
8	11.34	- 3.34	1.00	-	-	-	0.82	0.80
8	9.95	- 1.95	1.00	-	-	-	17.55	17.50
8	5.80	2.20	1.00	1.00	31.28	0.57	1.26	0.80
10	0.25	9.75	1.00	1.00	25.95	208.73	595.61	43.00
8	1.18	6.82	1.00	1.00	31.35	55.44	121.40	13.59
						6,716.44	19,224.35	3,712.50

# Agra Club Limited, CIN - U91990UP1965NPL000130 191, THE MALL, AGRA

## DETAILS OF FIXED ASSETS & DEPRECIATION CHART AS ON 31.03.2025

Description of Asset	Date of purchase of new/ existing asset	Original Cost of Assets	WDV as on 31/03/24	Assets Purchase/(Deletion) during the year	Total Assets
<b>PLANT AND MACHINERY</b>					
GENERATOR I	06-02-2006	10,550.00	1,432.04	-	1,432.04
GENERATOR II	03-01-2011	2,894.25	808.96	-	808.96
GENERATOR III	14-07-2018	184.38	82.95	-	82.95
GENERATOR IV	03-04-2021	97.67	75.62	-	75.62
GENERATOR V	29-04-2023	182.81	169.02	-	169.02
GOLF HUT III	03-12-2013	3,571.50	181.70	-	181.70
GOLF HUT IV	20-12-2019	3,210.00	650.52	-	650.52
GOLF HUT V	01-09-2023	144.07	117.97	-	117.97
GOLF HUT VI	01-03-2024	145.00	141.38	-	141.38
GOLF HUT VII	21-12-2023	4,280.00	3,905.74	-	3,905.74
GARDEN EQUIPMENT	31-07-2024	405.00	-	405.00	405.00
HEALTH CLUB EQUIPMENT I	08-07-2006	2,944.15	148.15	-	148.15
HEALTH CLUB EQUIPMENT II	24-05-2007	72.80	3.65	-	3.65
HEALTH CLUB EQUIPMENT III	17-03-2009	3,198.24	160.13	-	160.13
HEALTH CLUB EQUIPMENT IV	31-08-2009	160.00	8.76	-	8.76
HEALTH CLUB EQUIPMENT V	25-11-2011	1,200.00	104.44	-	104.44
HEALTH CLUB EQUIPMENT VI	08-07-2015	2,658.46	465.73	-	465.73
HEALTH CLUB EQUIPMENT VII	18-05-2017	3,700.00	939.41	-	939.41
HEALTH CLUB EQUIPMENT VIII	17-11-2017	1,317.84	370.26	-	370.26
HEALTH CLUB EQUIPMENT IX	12-08-2018	1,426.27	464.55	-	464.55
HEALTH CLUB EQUIPMENT X	12-08-2018	213.51	69.54	-	69.54
HEALTH CLUB EQUIPMENT XI	24-05-2019	250.00	95.08	-	95.08
HEALTH CLUB EQUIPMENT XII	01-01-2020	1,549.15	664.81	-	664.81
HEALTH CLUB EQUIPMENT XIII	03-06-2022	70.00	48.81	-	48.81
HEALTH CLUB EQUIPMENT XIV	26-05-2024	556.26	-	556.26	556.26
KITCHEN EQUIPMENTS III	12-01-2008	208.75	8.08	-	8.08
KITCHEN EQUIPMENTS IV	25-02-2008	386.85	17.33	-	17.33
KITCHEN EQUIPMENTS V	15-03-2008	10.69	0.51	-	0.51
KITCHEN EQUIPMENTS VI	27-08-2008	3,024.81	151.24	-	151.24
KITCHEN EQUIPMENTS VII	05-01-2009	111.82	5.59	-	5.59
KITCHEN EQUIPMENTS VIII	05-01-2009	385.66	19.28	-	19.28
KITCHEN EQUIPMENTS IX	19-04-2013	166.70	8.36	-	8.36
KITCHEN EQUIPMENTS X	22-04-2013	55.00	2.76	-	2.76
KITCHEN EQUIPMENTS XI	04-03-2015	225.15	11.32	-	11.32
KITCHEN EQUIPMENTS XII	08-02-2017	1,269.68	87.68	-	87.68
KITCHEN EQUIPMENTS XIII	10-02-2017	83.00	5.73	-	5.73
KITCHEN EQUIPMENTS XIV	04-05-2017	1,276.67	96.10	-	96.10
KITCHEN EQUIPMENTS XV	28-06-2017	353.66	28.20	-	28.20
KITCHEN EQUIPMENTS XVI	23-08-2017	115.62	9.77	-	9.77
KITCHEN EQUIPMENTS XVII	05-10-2017	68.25	6.03	-	6.03
KITCHEN EQUIPMENTS XVIII	21-12-2017	179.12	17.13	-	17.13
KITCHEN EQUIPMENTS XIX	09-12-2018	85.72	11.80	-	11.80
KITCHEN EQUIPMENTS XX	09-03-2019	2,331.00	344.25	-	344.25
KITCHEN EQUIPMENTS XXI	03-01-2020	1,579.59	351.17	-	351.17
KITCHEN EQUIPMENTS XXII	18-12-2022	47.40	29.70	-	29.70
KITCHEN EQUIPMENTS XXIII	01-01-2023	3,106.00	1,972.74	-	1,972.74
KITCHEN EQUIPMENTS XXIV	24-05-2023	70.34	51.67	-	51.67
KITCHEN EQUIPMENTS XXV	13-03-2024	150.00	147.66	-	147.66
KITCHEN EQUIPMENTS XXVI	24-04-2024	2,020.16	-	2,020.16	2,020.16
KITCHEN EQUIPMENTS XXVII	01-08-2024	228.00	-	228.00	228.00
BILLIARD I	05-12-2018	38.71	5.31	-	5.31
BILLIARD II	18-06-2023	339.00	255.36	-	255.36
BILLIARD III	13-06-2024	82.00	-	82.00	82.00
LIFT	10-01-2022	12,466.46	6,448.25	-	6,448.25
WASHING MACHINE I	31-01-2024	1,299.19	1,205.50	-	1,205.50
WASHING MACHINE II	01-03-2024	2,680.00	2,583.37	-	2,583.37
GOLF MACHINERY II	21-03-2008	59.00	2.90	-	2.90
GOLF MACHINERY III	26-11-2008	990.00	41.96	-	41.96

# Agra Club Limited, CIN - U91990UP1965NPL000130 191, THE MALL, AGRA

## DETAILS OF FIXED ASSETS & DEPRECIATION CHART AS ON 31.03.2025

Estimated useful life as per schedule II	Already expired useful life as on 31/03/24	Balance years	Asset used during the year	Time for which dep.is to be charged during the year	Rate of dep.	Depreciation Amount	Net block	Residual Value
35	18.16	16.84	1.00	1.00	5.76	82.49	1,349.55	527.50
35	13.25	21.75	1.00	1.00	7.61	61.56	747.40	144.71
35	5.72	29.28	1.00	1.00	7.23	6.00	76.95	9.22
35	2.99	32.01	1.00	1.00	8.20	6.20	69.42	4.88
35	0.92	34.08	1.00	1.00	8.20	13.86	155.16	9.14
8	10.33	- 2.33	1.00	-	-	-	181.70	178.58
8	4.28	3.72	1.00	1.00	31.35	203.94	446.58	160.50
8	0.58	7.42	1.00	1.00	31.39	37.03	80.94	7.20
8	0.08	7.92	1.00	1.00	31.27	44.21	97.17	7.25
8	0.28	7.72	1.00	1.00	31.35	1,224.45	2,681.29	214.00
15	-	15.00	0.67	0.67	18.10	49.11	355.89	20.25
15	17.74	- 2.74	1.00	-	-	-	148.15	147.21
15	16.87	- 1.87	1.00	-	-	-	3.65	3.64
15	15.05	- 0.05	1.00	-	-	-	160.13	159.91
15	14.59	0.41	1.00	0.41	19.90	0.71	8.05	8.00
15	12.36	2.64	1.00	1.00	18.94	19.78	84.66	60.00
15	8.74	6.26	1.00	1.00	18.15	84.53	381.20	132.92
15	6.87	8.13	1.00	1.00	18.12	170.22	769.19	185.00
15	6.37	8.63	1.00	1.00	18.13	67.13	303.13	65.89
15	5.64	9.36	1.00	1.00	18.14	84.27	380.28	71.31
15	5.64	9.36	1.00	1.00	18.14	12.62	56.92	10.68
15	4.86	10.14	1.00	1.00	18.14	17.25	77.83	12.50
15	4.25	10.75	1.00	1.00	18.13	120.53	544.28	77.46
15	1.83	13.17	1.00	1.00	18.13	8.85	39.96	3.50
15	-	15.00	0.85	0.85	18.10	85.58	470.68	27.81
8	16.23	- 8.23	1.00	-	-	-	8.08	10.44
8	16.11	- 8.11	1.00	-	-	-	17.33	19.34
8	16.05	- 8.05	1.00	-	-	-	0.51	0.53
8	15.60	- 7.60	1.00	-	-	-	151.24	151.24
8	15.24	- 7.24	1.00	-	-	-	5.59	5.59
8	15.24	- 7.24	1.00	-	-	-	19.28	19.28
8	10.96	- 2.96	1.00	-	-	-	8.36	8.34
8	10.95	- 2.95	1.00	-	-	-	2.76	2.75
8	9.08	- 1.08	1.00	-	-	-	11.32	11.26
8	7.15	0.85	1.00	0.85	31.61	23.56	64.12	63.48
8	7.14	0.86	1.00	0.86	31.33	1.54	4.19	4.15
8	6.91	1.09	1.00	1.00	31.29	30.07	66.03	63.83
8	6.76	1.24	1.00	1.00	31.37	8.85	19.35	17.68
8	6.61	1.39	1.00	1.00	31.45	3.07	6.70	5.78
8	6.49	1.51	1.00	1.00	31.42	1.90	4.13	3.41
8	6.28	1.72	1.00	1.00	31.41	5.38	11.75	8.96
8	5.31	2.69	1.00	1.00	31.36	3.70	8.10	4.29
8	5.07	2.93	1.00	1.00	30.90	106.37	237.88	116.55
8	4.24	3.76	1.00	1.00	32.75	115.01	236.16	78.98
8	1.28	6.72	1.00	1.00	31.35	9.31	20.39	2.37
8	1.25	6.75	1.00	1.00	31.38	619.05	1,353.69	155.30
8	0.85	7.15	1.00	1.00	31.33	16.19	35.48	3.52
8	0.05	7.95	1.00	1.00	31.26	46.16	101.50	7.50
8	-	8.00	0.93	0.93	31.23	586.73	1,433.43	101.01
8	-	8.00	0.66	0.66	31.23	46.99	181.01	11.40
8	5.32	2.68	1.00	1.00	31.39	1.67	3.64	1.94
8	0.79	7.21	1.00	1.00	31.35	80.06	175.30	16.95
8	-	8.00	0.80	0.80	31.23	20.49	61.51	4.10
10	2.22	7.78	1.00	1.00	25.94	1,672.68	4,775.57	623.32
5	0.16	4.84	1.00	1.00	45.31	546.21	659.29	64.96
5	0.08	4.92	1.00	1.00	45.20	1,167.68	1,415.69	134.00
10	16.04	- 6.04	1.00	-	-	-	2.90	2.95
10	15.35	- 5.35	1.00	-	-	-	41.96	49.50

# Agra Club Limited, CIN - U91990UP1965NPL000130 191, THE MALL, AGRA

## DETAILS OF FIXED ASSETS & DEPRECIATION CHART AS ON 31.03.2025

Description of Asset	Date of purchase of new/ existing asset	Original Cost of Assets	WDV as on 31/03/24	Assets Purchase/(Deletion) during the year	Total Assets
GOLF MACHINERY IV	30-01-2009	850.00	39.30	-	39.30
GOLF MACHINERY V	31-03-2009	1,200.00	59.73	-	59.73
GOLF MACHINERY VI	07-05-2010	240.60	12.11	-	12.11
GOLF MACHINERY VII	28-12-2010	5,023.87	254.76	-	254.76
GOLF MACHINERY VIII	13-09-2022	2,570.00	1,631.65	-	1,631.65
GOLF MACHINERY IX	16-05-2024	550.00	-	550.00	550.00
LINEN & NAPERY I	20-03-2017	29.13	2.10	-	2.10
LINEN & NAPERY II	25-03-2017	442.84	31.97	-	31.97
LINEN & NAPERY III	29-12-2017	45.72	4.41	-	4.41
LINEN & NAPERY IV	01-03-2019	160.55	24.00	-	24.00
LINEN & NAPERY V	24-06-2022	45.50	23.72	-	23.72
LINEN & NAPERY VI	13-07-2022	195.00	103.72	-	103.72
LINEN & NAPERY VII	15-07-2022	17.80	9.50	-	9.50
SOLAR PLANT I	29-08-2024	24,130.45	-	24,130.45	24,130.45
SOLAR PLANT II	30-11-2024	200.00	-	200.00	200.00
		<b>1,16,176.82</b>	<b>27,232.96</b>	<b>28,171.87</b>	<b>55,404.83</b>
<b>Grand Total</b>		<b>6,63,749.18</b>	<b>1,95,194.49</b>	<b>1,10,163.18</b>	<b>3,05,357.67</b>



# Agra Club Limited, CIN - U91990UP1965NPL000130 191, THE MALL, AGRA

## DETAILS OF FIXED ASSETS & DEPRECIATION CHART AS ON 31.03.2025

Estimated useful life as per schedule II	Already expired useful life as on 31/03/24	Balance years	Asset used during the year	Time for which dep.is to be charged during the year	Rate of dep.	Depreciation Amount	Net block	Residual Value
10	15.18	- 5.18	1.00	-	-	-	39.30	42.50
10	15.01	- 5.01	1.00	-	-	-	59.73	60.00
10	13.91	- 3.91	1.00	-	-	-	12.11	12.03
10	13.27	- 3.27	1.00	-	-	-	254.76	251.19
10	1.55	8.45	1.00	1.00	25.97	423.74	1,207.91	128.50
10	-	10.00	0.87	0.87	25.89	123.88	426.12	27.50
8	7.04	0.96	1.00	0.96	31.59	0.64	1.46	1.46
8	7.02	0.98	1.00	0.98	31.26	9.79	22.18	22.14
8	6.26	1.74	1.00	1.00	31.46	1.39	3.02	2.29
8	5.09	2.91	1.00	1.00	31.36	7.53	16.47	8.03
8	1.77	6.23	1.00	1.00	31.36	7.44	16.28	2.28
8	1.72	6.28	1.00	1.00	31.37	32.54	71.18	9.75
8	1.71	6.29	1.00	1.00	31.37	2.98	6.52	0.89
15	-	15.00	0.59	0.59	18.10	2,576.89	21,553.56	1,206.52
15	-	15.00	0.33	0.33	18.10	11.95	188.05	10.00
						<b>10,711.76</b>	<b>44,693.07</b>	<b>5,808.84</b>
						<b>30,705.12</b>	<b>2,74,652.55</b>	<b>33,148.54</b>

**AGRA CLUB LIMITED**  
**CIN - U91990UP1965NPL000130**  
**REGD. OFFICE - 191, THE MALL, AGRA CANTT, AGRA - 282001**

(All amounts in Hundreds unless otherwise stated)

<b>DETAILS OF TRADE PAYABLES</b>		<b>ANNEXURE-I</b>	
<b>SI No.</b>	<b>PARTICULARS</b>	<b>As at 31st March 2025</b>	<b>As at 31st March 2024</b>
	<b><u>TOTAL OUTSTANDING DUES OF MSME</u></b>		
1	A S TRADERS	1,321.22	960.66
2	GAYATRI INDIA	70.80	332.89
3	LAXMI FOODS	232.96	184.80
4	DEVI RAM SWEETS & RESTAURANT	112.80	90.90
5	SHRI MADHAV TRADING	80.25	-
6	MANAK SHEETAL LLP	113.98	71.98
7	NARESH INDANE GAS SERVICE	883.12	682.18
8	RADHIKA ENTERPRISES	149.64	112.33
9	RUDRA CHARCOAL	55.00	-
10	SHREE SAI ENTERPRISES	81.59	88.01
11	POORAN CHAND REFRIGERATION PVT LTD.	85.18	-
12	ROOSI BROTHERS	565.45	-
	<b><u>TOTAL OUTSTANDING DUES OF OTHER THAN THE MSME</u></b>		
1	ASHOK EGGS SALES	18.60	-
2	ABDUL HAMID	-	107.00
3	GAURAV GAS ELECTRICALS	-	39.40
4	GOYAL DISPOSABLE	-	137.35
5	GULZAR	204.00	-
6	KAPIL MATHURIA	389.98	329.40
7	KRISHNA DIARY	1,055.10	967.21
8	KUMAR TRADING CO. KIT	-	305.75
9	LAXMI VILAS	-	13.50
10	MOTI STORE	-	193.78
11	SHREYA ENTERPRISES	-	24.75
12	SINGHAL & BROTHER	-	225.96
13	TEJ WINES	119.06	-
14	THAKUR TRADING COMPANY	-	113.54
15	TOTA RAM AGENCY	-	7.50
<b>TOTAL</b>		<b>5,538.73</b>	<b>4,988.89</b>
<b>DETAILS OF MISCELLANEOUS ADVANCES</b>		<b>ANNEXURE-III</b>	
1	BAR CLERK MISC	50.00	50.00
2	KUMAR PURE WATER SOLUTION	-	1.95
3	HEMANT KUMAR	105.55	105.55
4	KITCHEN	15.00	27.00
5	SALES TAX ADV	-	1625.00
6	STERLING RESERVE	275.38	275.38
7	UNITED SPIRIT PVT. LTD.	2401.63	1464.17
8	GOLF SECRETARY	100.00	100.00
9	GOLF SECRETARY KITCHEN	-	17.87
10	WALMART INDIA PVT. LTD.	-	504.81
11	MOET HENNESSY INDIAN PVT. LTD.	350.00	-
12	AJAY KULSHRESHTHA	-	204.11
13	M G WINES	-	177.11
14	SEAGRAMS	24.00	-
15	ALLIED BLENDER	28.50	28.50
16	REDICO KHAITAN	64.95	536.01
17	VERMA FURNITURE	-	250.00
18	IFB INDUSTRIES	-	89.80
19	HOME ACCENT	1411.77	-
20	IFFCO TOKIO GENERAL INDURANCE	103.79	-
21	TORRENT POWER	247.26	-
22	BANTU SRIVASTAVA	100.00	-
23	TEJ SHREE BRAND CONSULTANCY	13.10	-
<b>TOTAL</b>		<b>5,290.93</b>	<b>5,457.25</b>

**AGRA CLUB LIMITED**  
**CIN - U91990UP1965NPL000130**  
**REGD. OFFICE - 191, THE MALL, AGRA CANTT, AGRA - 282001**

(All amounts in Hundreds unless otherwise stated)

<b>DETAILS OF STAFF LOAN</b>		<b>ANNEXURE-IV</b>	
<b>SI No.</b>	<b>PARTICULARS</b>	<b>As at 31st March 2025</b>	<b>As at 31st March 2024</b>
1	AMIT BRAVE	100.00	-
2	ASHISH S LAL	80.00	-
3	ASHOK KUMAR	-	140.00
4	BANTOO	-	140.00
5	BHIKAM SINGH	-	40.00
6	BRIJ MOHAN	-	160.00
7	DILEEP	80.00	-
8	DEEPAK JOSEPH	-	70.00
9	JAIPAL	20.00	-
10	GOPAL DAS	-	80.00
11	HARVILAS	-	140.00
12	ISHRAT ALI	-	160.00
13	JAVED KHAN	40.00	-
14	JEEVAN SINGH	100.00	140.00
15	KRISHNA MURARI	-	140.00
16	LAKHAN SINGH	-	140.00
17	MAHESH LAWANIA	-	140.00
18	MAIDAN SINGH	100.00	20.00
19	MICAL	-	140.00
20	MOHAN SHARMA	-	120.00
21	MOJIS MASSEY	80.00	120.00
22	MUKUL	-	140.00
23	NARENDRA SINGH	-	20.00
24	OMKAR SINGH	-	30.00
25	KALUA	80.00	-
26	NAVEEN KASHYAP	-	140.00
27	PREM SINGH	80.00	140.00
28	RAM PAL SINGH RAWAT	-	120.00
29	RICHANRD PETER	-	170.00
30	ROBIN JOHNSON	70.00	160.00
31	SANJEEV GUPTA	-	160.00
32	SHAYAM SINGH	-	140.00
33	SUNIL	150.00	140.00
34	VICTOR C LAL	-	140.00
35	VIPIN	100.00	160.00
36	BADAL	-	140.00
37	SALIMUDDIN	-	20.00
38	SANGRAM SINGH	-	20.00
39	SURESH CHAND	-	160.00
40	SURESH	-	160.00
41	WELLINGTON PETER	-	160.00
<b>TOTAL</b>		<b>1,080.00</b>	<b>4,210.00</b>

**AGRA CLUB LIMITED**  
**CIN – U91990UP1965NPL000130**  
**REGD. OFFICE – 191, THE MALL, AGRA CANTT, AGRA – 282001**

<b>RATIOS</b>									
S.No.	Ratio	Numerator	Denominator	Current Period	Numerator	Denominator	Previous Period	% Variance	Reason for Variance (More than 25%)
1	Current Ratio	94,781.76	3,82,050.41	0.25	1,57,378.39	3,36,399.98	0.47	-46.97%	Current assets in comparison to previous year has decreased
2	Debt-Equity Ratio	N.A.	N.A.	N.A.	N.A.	N.A.	N.A.	N.A.	
3	Debt Service Coverage Ratio	N.A.	N.A.	N.A.	N.A.	N.A.	N.A.	N.A.	
4	Return on Equity	2,782.02	11,70,694.39	0.00	-55,163.32	10,87,925.95	-0.05	104.69%	There is increase in return on equity due to increase in income in current year as compared to previous year
6	Trade Receivables Turnover Ratio	4,39,450.15	28,156.16	15.61	3,45,297.26	34,160.61	10.11	54.41%	Company has operated well during the year by generating higher revenue and more effectively realising the receivables in its operating cycle
7	Trade Payables Turnover Ratio	1,42,225.30	5,263.81	27.02	1,11,781.00	4,431.88	25.22	7.13%	
8	Net Capital Turnover Ratio	4,39,450.15	-2,33,145.12	-1.88	3,45,297.26	-1,24,471.36	-2.77	32.05%	There is increase in income in current year
9	Net Profit Ratio	2,782.02	4,39,450.15	0.01	-55,163.32	3,45,297.26	-0.16	103.96%	There is increase in income in current year
10	Return on Capital Employed	2,782.02	12,41,511.46	0.00	-55,163.32	10,99,877.33	-0.05	104.47%	There is increase in return on capital employed due to increase in income in current year as compared to previous year
11	Return on Investment	82,022.88	11,92,108.23	0.07	72,912.47	10,25,688.24	0.07	3.21%	

As per our separate report of even date annexed  
**For Vinod Kumar Gupta & Associates**  
**Chartered Accountants**  
**CA. Nitesh Gupta**  
**(Partner)**  
M. No. 403015  
F.R.N. 002377C  
PAN No. AIMP1753G  
UDIN : 25403015BMLFZF8073  
Place : Agra  
Dated : 17.08.2025

**Air Cmde S K Gupta, VM**  
President

**Dr. Kaushal N Sharma**  
Hony Secretary

**Wg Cdr Vikas Yadav**  
Jt. Hony Secretary/Dir. Bar

**Sqn Ldr Meenakshi Shekhawat**  
Director (Finance)

**DIRECTORS :-**

**Col Dharmendra Singh (Entertainment)**

**Lt Col Karan Bir Sahi (Library & Garden)**

**Sh. Prashant Tiwari, PCS (Dev. & Planning)**

**Sh. Anil Magan (Property)**

**Sh. Sh. Sandeep Kochher (Kitchen)**

**Dr. Anupam Gupta (Sports)**

**EXPLANATORY STATEMENT PURSUANT TO SECTION 102(1) OF THE ACT IS ANNEXED  
HEREUNDER**

**ITEM NO. 5**

To elect two members of Discipline and Vigilance Committee.

**ITEM NO. 6**

This is the routine matter to elect Members of the Card Room Committee (from the Permanent Members) and shall be done in the ordinary course of business.

**ITEM NO 7**

As per Section 179(3) (e) of the Companies Act 2013, investment of company funds requires prior approval by a resolution of the board. In the meeting held on 6<sup>th</sup> April 2024, the proposal for installation of solar panel at a approximate cost of 25lakhs was discussed, but it was expressly resolved to defer the decision to a later meeting after obtaining complete projects detail. However the solar plant was purchased in August 2024 for a total invoice value of Rs 27,38,847, without any formal approval recorded in subsequent meetings.

Further as per point no 85 of the club's Bye laws any expenditure exceeding Rs 25 lakhs require prior approval of the Annual General Meeting (AGM) this approval was not obtained, indicating non –compliance with the club's internal governance norms.

**ITEM NO 8**

On request of all Civilian golf members it is felt like other sports activity Golf Course management should be undertaken by Agra club, since entire financial receipt and dispersal of funds are routed through Agra club authorities

**ITEM NO 9**

The members of the Balloting Committee shall also be elected as the part of the proper functioning of the affairs of the company

Place : Agra

Date : 28.08.2025

By order of the Board of Directors  
For **AGRA CLUB LTD**  
**AGRA**

**(DR. KAUSHAL N SHARMA)**  
HONY SECRETARY



### **THE COMMITTEE**

The business and affairs of the Company shall be managed by the committee who exercise all such powers of the Company as required by the Indian Companies Act No. VII of 1913, or any statutory modification there of for the time being in Force, or by there Article, Required to be exercised by the Company in General Meeting but no regulation made by the company in General Meeting shall invalidate any prior act of the Committee which would have been valid if that regulation had not been made.

### **ELECTION OF THE COMMITTEE**

Eight members of the company shall be elected annually at the Annual General Meeting to serve on the Committee. Subject to the provisions of these Article, every member of the company shall be entitled to vote for eight members to serve on the committee and no more. The eight members who shall receive more votes, shall be declared to be elected and in the case of two or more member receiving an equal number of votes, the Chairman of the Meeting shall, have a second or casting vote where such shall be necessary.

- (a) The Hony. Secretary shall ascertain in the names of members willing to serve on the Committee at least 15 days before the Annual General Meeting and post a list of such members on the club Notice board.

This list can be amended upto noon, the day before the meeting when the list will be taken down.

Except in the case, provided for in the following clause, no member shall be voted for as a member of the Committee whose name is not on the said list.

If of the member whose names are on the list less than eight are elected, the general meeting will elect so many other members as are necessary to complete the Committee.

- (b) The same procedure shall apply in respect to the election of members of the Balloting Committee under Article 7.

To,  
The President  
**AGRA CLUB LIMITED**  
191, The Mall, Agra

Photo

**ELECTION FOR MEMBER OF BALLOTING COMMITTEE**

Dear Sir,

1. I hereby submit my name, particulars and assurances for election for Member of the Balloting Committee.

2. Kindly register me for the same

(a) Name in full (in capital) :

(b) Agra Club Membership No. :

(c) Date of becoming Permanent Member :

(d) Year of getting Voting right :

(e) PAN (self attested photocopy attached) :

(f) Aadhar Card No. :

(self attested photocopy attached)

(g) Email Id :

(h) Category :

(Please Tick ✓ as applicable)

**Civilian / Civil Block / Army Block / Air Force Block**

P.T.O.

2. Assurance

- (a) I will serve the club with honesty, integrity, dedication, impartiality and will continuously strive to improve the overall standard of the club.
- (b) I will attend all meetings of the Agra Club Balloting Committee, unless there are compelling circumstances otherwise.
- (c) I will attend all major functions organized by Agra Club.
- (d) I am in good physical health and not suffering from any major illness.
- (e) There is no police or untoward official record against me. I am fully eligible to hold office as per the Memorandum & Bye Laws of Agra Club Ltd.

**(4) Any other point(s) for consideration**

Date :

(Signature)

To,  
The President  
**AGRA CLUB LIMITED**  
191, The Mall, Agra

Photo

**ELECTION FOR DIRECTOR OF MANAGING COMMITTEE**

Dear Sir,

1. I hereby submit my name, particulars and assurances for election for Director of the Managing Committee.

2. Kindly register me for the same

(a) Name in full (in capital) :

(b) Agra Club Membership No. :

(c) Date of becoming Permanent Member :

(d) Year of getting Voting right :

(e) Director Identification No. (DIN) :

(f) PAN (self attested photocopy attached) :

(g) Aadhar Card No.  
(self attested photocopy attached)

(h) Email Id :

Category :

(Please Tick ✓ as applicable)

**Civilian / Civil Block / Army Block / Air Force Block**

P.T.O.

2. Assurance

- (a) I will serve the club with honesty, integrity, dedication, impartiality and will continuously strive to improve the overall standard of the club.
- (b) I will devote a minimum of at least 02 days every week for club Work.
- (c) I will attend all meetings of Agra Club Managing Committee, unless there are compelling circumstances otherwise.
- (d) I will attend all major functions organized by Agra Club.
- (e) I am in good physical health and not suffering from any major illness.
- (f) There is no police or untoward official record against me. I am fully eligible to hold office as per the Memorandum & Bye Laws of Agra Club Ltd.

**(4) Any other point(s) for consideration**

Date :

(Signature)







# **AGRA CLUB GOLF COURSE - AERIAL VIEW**

